

SOLLETE

EXTERIOR SOLAR SHADES
For large opening

Drop - Roll Convertible Awnings are ideal for enclosing your balcony or pergola for relaxing shade and total privacy. Designed for outdoor entertaining areas.



For enjoying morning sunshine or shading in the afternoon, Drop - Roll with Side Channel Awnings allow excellent manual control. Side Channel Awnings slide down tracks next to your windows and entertaining areas.

Enjoy your pergola or balcony all year round. Add to your living space with Drop - Roll Awnings, which offer total weather protection and define new living areas when positioned between posts. These awnings have a streamlined vertical structure, can be installed over high or low windows, and offer unobstructed views when used with a sunscreen fabric. Complete with a stylish hood, they are operated by rope, crank or remote control when motorised.



Van Nuys Awning Co.

Established 1918, Over 95 Years of Service

www.vannuysawning.com

Free Estimates



5661 Sepulveda Blvd.
Van Nuys, CA
91411

818-782-8607
323-873-3331

Solette Exterior Solar Shade for Large Opening

Solette Solar Shade is a versatile shading system for covering larger openings. It can span up to 18' with a single panel of fabric and as a coupled system, up to 35' and larger. Solette comes standard with crank operation and Mermet or ferrari fabric for superior UV and glare control. In addition, Solette can be motorized with switch or remote control motors or be controlled with various automated controls at additional cost.

Prices include installation brackets and hembar. Extruded aluminum box, and heavy duty hembar are available at additional cost. Three optional Siderails (regular, flange, or heavy duty Robusta style) in matching colors, along with side cables are available for an additional charge. We also offer vertical welding of the sides as an option.

Product Coverage:

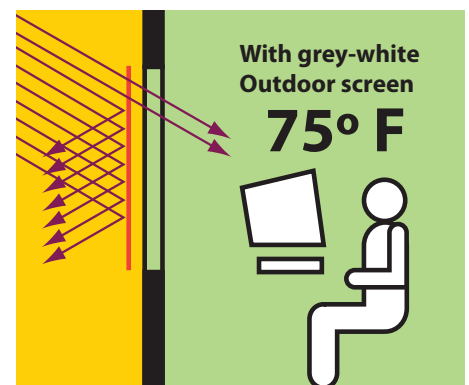
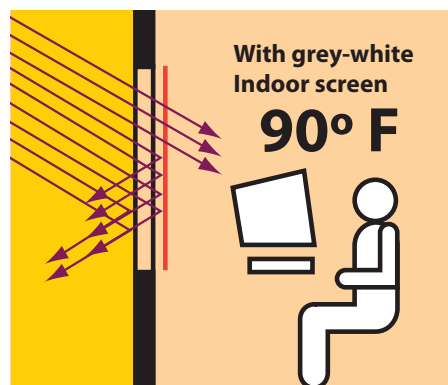
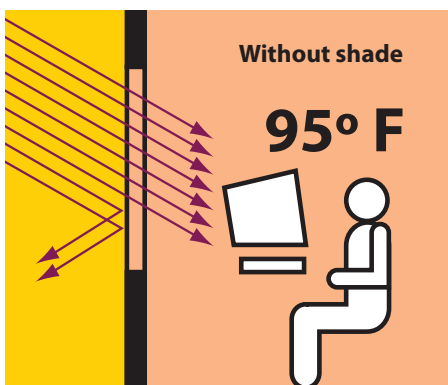
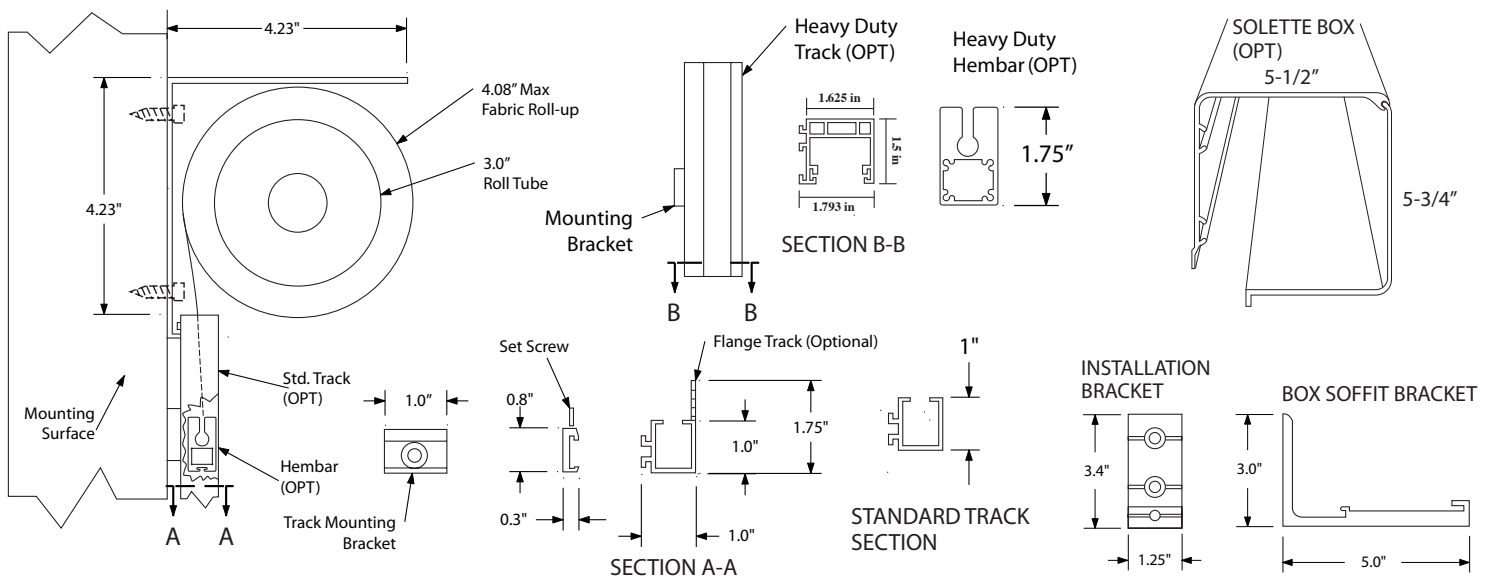
Horizontal Widths:
48 to 216 inches (4' to 18')

Projections:
48 to 168 inches (4' to 16')
For larger sizes call for limitations and pricing.

Roller Tube:
70 & 78 mm extruded aluminum slot tube of 6061-T6 alloy, mill finish.

Mode of Operation:
Hand Crank or Tubular Motor

Hardware Colors:
White, Sand, Bronze and Ivory



Location of Study: Trappes (France) with 75% of the frontage made of glass

Orientation: South **Exposure Period:** 1-14-July