



United Steel Products, Inc.

33-40 127th Place, Flushing NY 11368 - (718)478-5330 - Fax: (718)779-3202
www.unitedsteelproducts.com

ALUMATITE SERIES

ALUMINUM OVERHEAD SECTIONAL DOORS



Alumatite sectional doors are an attractive solution where unobstructed visibility is required.

Designed to withstand the rigors of busy service centers these doors are available for openings up to 16 feet wide and 16 feet high.

Integral horizontal reinforcing trusses and dual finned between section seals are only two of the standard features that set them apart from other doors available on the market today.

All the Alumatite doors are manufactured from 6063-T6 high quality aluminum alloy extrusions and a standard finish of clear anodized or Duracron thermal setting white enamel, custom finishes are also available.

Alumatite series:

- A175A – Aluminum – Clear anodized
- A175W – Aluminum – White Enamel
- A175T – Thermal steel insulated
Top and bottom section
White enamel finish

Options available:

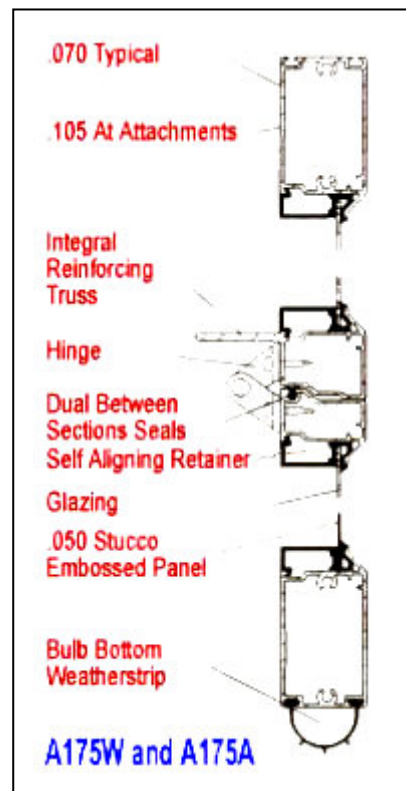
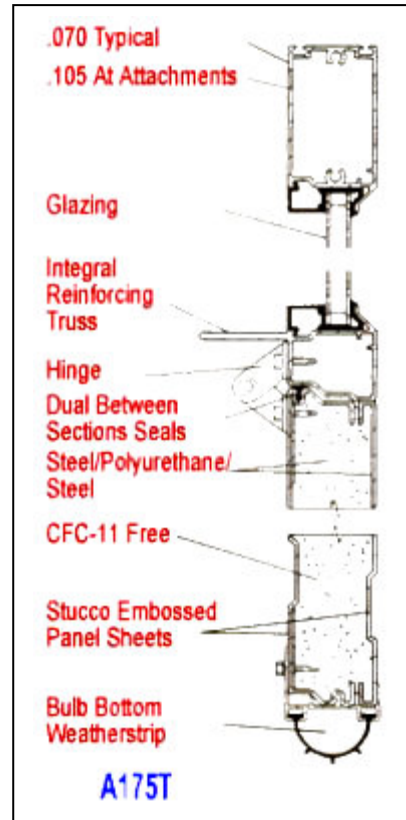
- Pass door
- Various glass types



A175T



A175





Door Opening Width	Panels Wide	Door Height	Sections High
Up to 9'-2"	2	8'-2" - 10'-1"	5
9'-3" - 12'-2"	3	10'-2" - 12'-1"	6
12'-3" - 16'-2"	4	12'-2" - 14'-1"	7
		14'-2" - 16'-1"	8
		16'-1" - 18'-1"	9

Options for Alumatite Doors

Exhaust port 75 [100]mm (3" [4"])

Model A175A

Custom anodized finishes available.

Model A175W

Custom color, baked-on enamel and fluoropolymer finishes.

Model A175A and A175W

Double-sided, reinforced kick panels in bottom section.



UNITED STEEL PRODUCTS, INC.

33-40 127th Place, Flushing NY 11368
 (718)478-5330 - Fax: (718)779-3202

PRODUCT SPECIFICATIONS

ALUMATITE SECTIONAL ALUMINUM DOORS MODELS A175A, A175W, A175T

Sections: Section framing: 45mm (1 3/4") thick sections fabricated from 6063-T6 aluminum alloy extrusions, extrusion thickness 1.83mm (0.075") thick, and 3.7mm (0.15") thick at hardware mounting locations. Paneled sections fabricated from 1.29mm (0.05") thick stucco embossed aluminum sheet.

End stiles: 86mm (3 3/8") wide aluminum for single end roller brackets; 162mm (6 3/8") for double end roller brackets.

Centre stiles: 50mm (2") wide, aluminum. Pair of meeting rails: 83mm (3 1/4") high, aluminum.

A175, A175A and A175T: Top rail of bottom section 86mm (3 3/8") high, aluminum.

A115A and A175W: Bottom rail of bottom section 86mm (3 3/8") high, aluminum.

A175T: Bottom section (optional top section) of 45mm (1 3/4") steel/polyurethane/steel sandwich panel, CFC-11 free, stucco embossed, ribbed reinforced, color white, thermal values of RSI=2.84 (R=16.4); USI=0.34 (U=0.061).

Reinforcement: 3.7mm (0.09") thick aluminum extrusion for hardware mounting. Full width integral horizontal, reinforcing truss at each pair of meeting rails. (minimum depth of 44.5mm (1 3/4"))

Glazing: Self-aligning glazing retainer. 3mm (1/8") 6mm (1/4") thick glass or acrylic glazing OR 12.7mm (1/2") thick thermal glazing of two panes of glass.

Weatherstripping: Neoprene bulb weatherstrip for bottom of door continuously supported. Dual between sections seals.

Finish: A175A Clear anodizing to AA Spec A-21. A175W and A175T White Duracron Super 600 thermo-setting acrylic enamel.

Hardware:

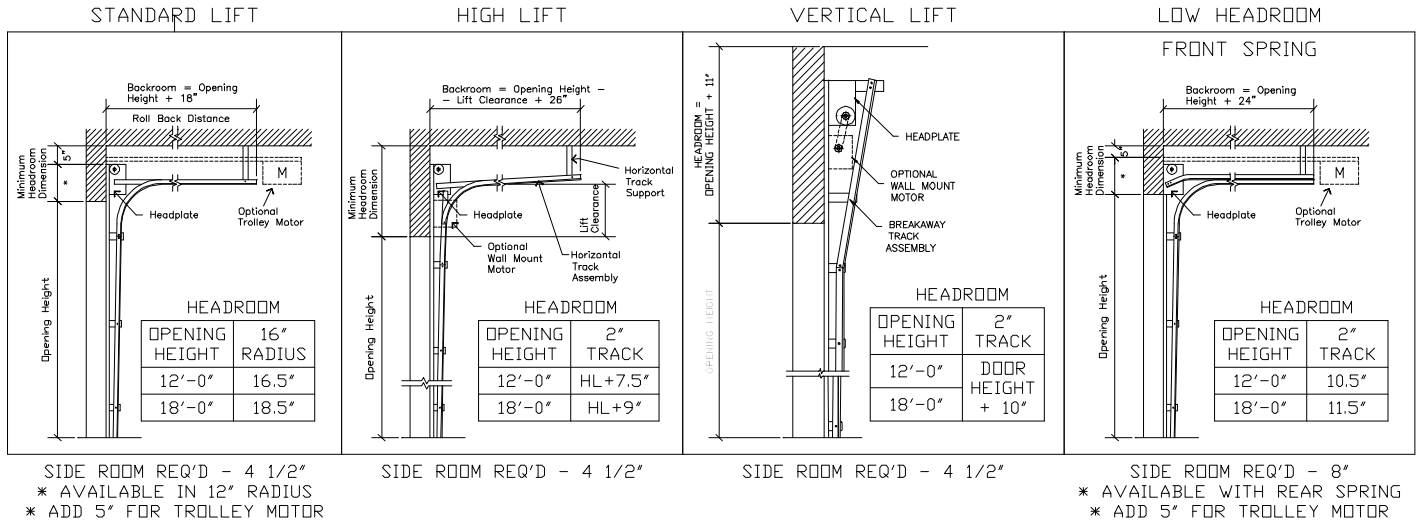
- Galvanized steel
- Standard 2" track
- Option 3" track

Design: Door design to meet industry-standard windload.

Distributed by:

ALUMATITE – ALUMINUM GLASS SECTIONAL DOOR

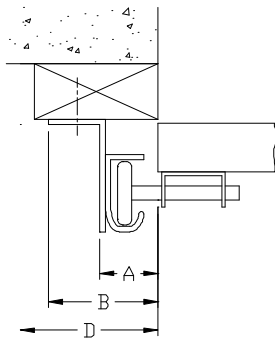
TRACK ELEVATION OPTIONS



TRACK JAMB MOUNTS

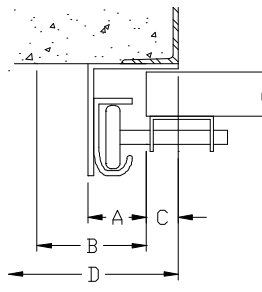
NOTE: Consult factory for 3" track clearances

WOOD JAMBS



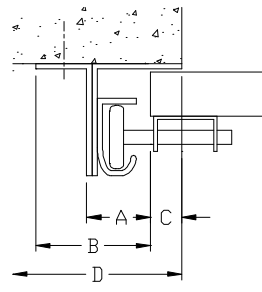
2" TRACK		
A	B	D
1.5"	3.5"	5"

STEEL JAMBS



2" TRACK			
A	B	C	D
1.5"	3.5"	1"	5"

MASON JAMBS



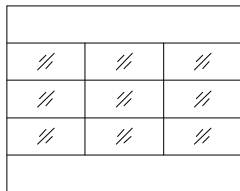
2" TRACK			
A	B	C	D
1.5"	3.5"	1"	5"

DOOR OPENING WIDTH	PANELS WIDE
UP TO 9'-2"	2
9'-3" - 12'-2"	3
12'-3" - 16'-2"	4

DOOR HEIGHT	SECTIONS HIGH
8'-2" - 10'-1"	5
10'-2" - 12'-1"	6
12'-2" - 14'-1"	7
14'-2" - 16'-1"	8
16'-1" - 18'-1"	9

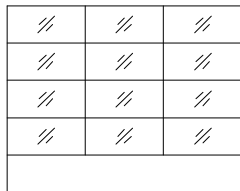
PANEL CONFIGURATIONS

A175T



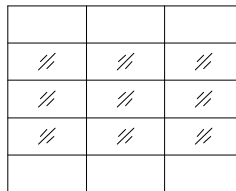
INSULATED STEEL TOP AND BOTTOM SECTIONS

A175T



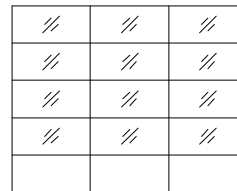
INSULATED STEEL BOTTOM SECTION

A175



ALUMINUM TOP AND BOTTOM SECTIONS

A175



ALUMINUM BOTTOM SECTION

AVAILABLE OPTIONS

- Trolley motor – standard lift, low headroom
- Jackshaft motor – vertical lift, high lift
- Chain hoist – vertical lift, high lift



UNITED STEEL PRODUCTS, INC.

33-40 127th Place, Flushing NY 11368

(718)478-5330 - Fax: (718)779-3202

Distributed by: