

A modern kitchen interior featuring light blue cabinetry, a concrete island, and a wooden floor. The space is bright and airy, with large windows and a high ceiling. The text "DEFINING YOUR" is overlaid on the image.

DEFINING YOUR

*authentic style*

DOORS & FINISHES

CABINETS BY  
*Decora*<sup>®</sup>

A modern kitchen featuring light blue cabinetry, a white countertop, and a stainless steel refrigerator. A green door is visible in the background. The kitchen is well-lit with two large glass pendant lights hanging over the island. A vase of pink tulips sits on the countertop. The overall aesthetic is clean and contemporary.

CABINETS BY  
*Decorá*®

TAKE  
*personalization*  
TO THE LIMIT

You've contemplated this investment, and now you're ready for a personalized space that reflects your taste and lifestyle. A unique place where beauty balances intelligent design. It's with this in mind that Decorá offers one of the most extensive arrays of door styles, embellishments and finishes available.





Our Midwest sensibilities come through in the sturdiness of our construction and the unparalleled quality of our cabinetry. But our finish palettes span the globe with broad, beautiful colors representing an entire spectrum of wood tones, glazes and brushed finishes. Our comprehensive paint program offers 30 preselected fail-safe choices, 2000+ Sherwin Williams® paints, and in our quest to maximize personalization, a custom color program.

Mindful of your investment dollar, Decorá is not about fads or flash-in-the-pan trends. Our style sights are set on the long term appeal, quality and performance that your discriminating taste prefers.

daladier : maple mineral deposit (sherwin-williams® color) and custom color

# *door styles*



AIREDALE  
**ACHMOOR**



ALTMANN  
**ACHMOOR**



ARTISAN\*  
**ACHMOOR**



ARTISAN\*  
5-PIECE DRAWER FRONT OPTION  
**ACHMOOR**



ATWATER  
**ACHMOOR**



CAMBRIDGE\*  
SLAB DRAWER FRONT OPTION  
**ACHMOOR**



DALADIER  
**ACHMOOR**



DALADIER  
SLAB DRAWER FRONT OPTION  
**ACHMOOR**



DAVENPORT  
**CM**



GALLERIA  
**ACHMOOR**

\*Style available in multiple outside profiles.

For an interactive door style and finish selection guide, visit [decoracabinets.com/products](http://decoracabinets.com/products)



Creating a unique space filled with beautiful cabinetry is simple when you pare it down to three easy steps.

- 1. Select the style of your door.
- 2. Select a door color or colors, along with a wood type.
- 3. Get in touch with your professional Decorá designer!

AVAILABLE IN:

- A alder
- C cherry
- H hickory
- M maple
- O oak
- Q quartersawn oak
- R rustic alder



ATWATER  
5-PIECE DRAWER FRONT OPTION  
ACHMOQR



AVIGNON\*  
CM



AVIGNON\*  
SLAB DRAWER FRONT OPTION  
CM



BRAYDON MANOR  
ACHMOQR



CAMBRIDGE\*  
ACHMOQR



GIRARD  
ACHMOQR



HARMONY\*  
ACHMOQR



HARMONY\*  
SLAB DRAWER FRONT OPTION  
ACHMOQR



HASKINS  
ACHMOQR



HASKINS  
5-PIECE DRAWER FRONT OPTION  
ACHMOQR

# door styles



HAWTHORNE  
**A C H M O Q R**



HAWTHORNE  
SLAB DRAWER FRONT OPTION  
**A C H M O Q R**



HUCHENSON\*  
**A C H M O Q R**



KINGSTON\*  
WALL CABINET  
**A C H M O Q R**




LEXINGTON\*  
**C M**



MAXWELL\*  
SLAB DRAWER FRONT OPTION  
**A C H M O Q R**



MODESTO  
**A C H M O Q R**



MODESTO  
SLAB DRAWER FRONT OPTION  
**A C H M O Q R**



PLAZA\*  
**A C H M O Q R**



PLAZA\*  
5-PIECE RECESSED DRAWER  
FRONT OPTION  
**A C H M O Q R**

\*Style available in multiple outside profiles.

For an interactive door style and finish selection guide, visit [decoracabinets.com/products](http://decoracabinets.com/products)



AVAILABLE IN:


- A** alder
- C** cherry
- H** hickory
- M** maple
- O** oak
- Q** quartersawn oak
- R** rustic alder




LEXINGTON\*  
5-PIECE DRAWER FRONT OPTION  
**C M**



LEYDEN  
**C M**



MADISON\*  
**A C H M O Q R**



MARQUIS\*  
**A C H M O Q R**



MAXWELL\*  
**A C H M O Q R**



PLAZA\*  
5-PIECE RAISED DRAWER  
FRONT OPTION  
**A C H M O Q R**



PRESCOTT\*  
**A C H M O Q R**



PRESCOTT\*  
SLAB DRAWER FRONT OPTION  
**A C H M O Q R**



ROSLYN\*  
**A C H M O Q R**




ROSLYN\*  
5-PIECE DRAWER FRONT OPTION  
**A C H M O Q R**

# *door styles*



SAVANNAH

**CM**




SIMSBURY\*

**ACHMOQR**



SLOAN\*


**ACHMOQR**



SLOAN\*

5-PIECE DRAWER FRONT OPTION

**ACHMOQR**



TOULAN\*

**ACHMOQR**



TREYBURN\*

SLAB DRAWER FRONT OPTION

**ACHMOQR**



VERONA\*

WALL CABINET

**ACHMOQR**



WILLSHIRE

**ACHMOQR**



YARDLEY\*

**ACHMOQR**



YARDLEY\*

SLAB DRAWER FRONT OPTION

**ACHMOQR**

\*Style available in multiple outside profiles.

For an interactive door style and finish selection guide, visit [decoracabinets.com/products](http://decoracabinets.com/products)



AVAILABLE IN:

- Ⓐ alder
- Ⓒ cherry
- Ⓗ hickory
- Ⓜ maple
- ⓪ oak
- ⓪ quartersawn oak
- Ⓡ rustic alder



TREYBURN\*

Ⓐ Ⓒ Ⓗ Ⓜ ⓪ Ⓡ



marquis : maple jet

# *inset door styles*

BEADED & NON-BEADED INSET\*



CAMBRIDGE\*\*



HARMONY\*



HARMONY\*  
SLAB DRAWER FRONT OPTION



HUCHENSON\*



MODESTO\*



PLAZA\*\*



TREYBURN\*\*



YARDLEY\*\*



AVAILABLE IN:

- A** alder
- C** cherry
- H** hickory
- M** maple
- O** oak
- Q** quartersawn oak
- R** rustic alder



HASKINS \*



HASKINS \*  
SLAB DRAWER FRONT OPTION



HAWTHORNE \*



PRESCOTT \*



PRESCOTT \*  
SLAB DRAWER FRONT OPTION



SIMSBURY \*

\* Beaded (left door) & Non-beaded (right door)

\* Style available in multiple outside profiles.

\* Also available with 5-piece drawer front.

\* Also available with slab drawer front.

For an interactive door style and finish selection guide, visit [decoracabinets.com/products](https://decoracabinets.com/products)

All doors available in all species (**A C H M O Q R**)

All doors shown in Chantille

# *door profiles*

## STANDARD PROFILE OPTIONS



profile : 10

12

14

17

18

27



Taking personalization one step further, we offer a variety of shapes for the outside edge of your cabinet door. Talk to your designer to learn how a simple profile can completely change the look of your door style selection.

## INSET PROFILE OPTIONS



10

12

14

17

27

# *aluminum frame* door options

## PROFILE STYLES



AF002      AF003      AF004      AF005      AF006      AF007      AF010      AF011

## INSERT OPTIONS

### STANDARD



satin glass\*



reeded glass



clear glass\*



smoked grey glass


### METALLIC FINISH



natural aluminum




brushed stainless steel look




platinum ice


### BACKPAINTED GLASS




white gloss




white matte




sand gloss



sand matte




mocha gloss




mocha matte




bronze gloss



bronze matte



silver gloss




silver matte




charcoal gloss



charcoal matte



black gloss



black matte


\*Low iron option available.

While considering the shape of your door, think about adding some metal to the mix. Again, a choice in profile – and in this case an insert – makes all the difference.

## PROFILE FINISHES



black



white



oil rubbed bronze



chrome look



natural aluminum



arctic gold



brushed stainless steel look

## LEATHER



bianco jumbo croc



coal buffalo




antique brown walrus



grey thunder buffalo

## HIGH GLOSS PARAPAN®



alpine white




white



opal white



latte



light grey




stone grey




cappuccino



pale ivory




brown



oxide red



signal red



bordeaux




cobalt blue



turquoise



kiwi



orange



mint



black



# *finishes*












Selecting a finish is the second step in this creative process. Finish can mean a traditional wood stain with or without glaze, more colorful semi-translucent stain and glaze combinations, or opaque paints with or without glaze. When layered over various wood types, the color variety is broad and chock full of possibility. Talk with your Decorá designer to understand how wood grain affects color, and peruse our pages and website for color inspiration.

ALDER & RUSTIC ALDER

STAINS

				
natural	pheasant	brandywine	gunny	mink
				
wheatfield	suede	arlington	fog	cliff
				
sepia	bombay	malbec	teaberry	shadow





GLAZES

				
natural bronze	wheatfield bronze	coriander coffee	wheatfield espresso	arlington espresso
				
natural coffee	sienna coffee	brandywine coffee	brandywine espresso	

HIGHLIGHTS

					
natural espresso	pheasant espresso	suede espresso	sepia espresso	bombay espresso	malbec espresso
					
cliff espresso	shadow espresso	natural coffee	pheasant coffee	suede coffee	sepia coffee

SPECIALTY FINISHES

			
cinnabar	bourbon noir	rousseau luminaire	amber luminaire




C H E R R Y


STAINS




natural




pheasant



brandywine




gunny




mink




wheatfield




suede



arlington



fog



cliff



sepia




bombay



malbec



teaberry



shadow

GLAZES




natural bronze




coriander coffee



sienna coffee




wheatfield espresso




brandywine espresso




arlington espresso




natural coffee




wheatfield bronze



coriander espresso




mink espresso




brandywine coffee


HIGHLIGHTS




natural espresso




pheasant espresso




suede espresso



sepia espresso



bombay espresso



malbec espresso




cliff espresso




shadow espresso



natural coffee



pheasant coffee




suede coffee



sepia coffee


SPECIALTY FINISHES



cinnabar



bourbon noir



amber luminaire



rousseau luminaire




HICKORY


STAINS



natural




pheasant




suede



fog




malbec



shadow




wheatfield




brandywine




gunny



cliff



sepia



teaberry

GLAZES




natural bronze



wheatfield bronze



coriander coffee




natural coffee




## MAPLE


### STAINS




natural




pheasant



gunny




fog




malbec




shadow




wheatfield




suede




brandywine



sepia



bombay



teaberry


### GLAZES



natural bronze



wheatfield bronze




coriander coffee




natural coffee


### HIGHLIGHTS




natural espresso




pheasant espresso




suede espresso



sepia espresso



bombay espresso



malbec espresso



shadow espresso




cobblestone espresso




natural coffee



pheasant coffee




suede coffee




sepia coffee

### SEMI-TRANSLUCENT FINISHES



honeycomb



angora




turquoise




cobblestone

### SPECIALTY FINISHES



irish crème



cinnabar



turquoise rust



weathered jet\*



jet ember\*

\* Not available on Marquis

OAK & QUARTERSAWN OAK



STAINS

				
natural	pheasant	brandywine	gunny	cliff
				
wheatfield	suede	sepia	fog	shadow
				
malbec	bombay	teaberry		


GLAZES

			
natural bronze	coriander coffee	wheatfield bronze	arlington espresso

SEMI-TRANSLUCENT FINISHES

	
angora	turquoise

SPECIALTY FINISHES

		
irish crème	bourbon noir	turquoise rust



# COLOR *evolution*

Although neutrals continue to be in favor, especially for products like cabinets where we look for style longevity, the definition is evolving thanks to renewed consumer confidence and the desire to express personal style. Like a clean slate, painted cabinets in tints of white, fresh and bright, hold their spot as the most coveted finish. Complex grays, now turning toward khaki, are also highly sought after, especially in the context of modern, rustic flavor. The handsome strength of earthy, cool browns ground us to nature. Equally comfortable, soothing tones of blue ranging from sky to sea to midnight, are easy and relaxed - the perfect backdrop for our busy lives. Pops of accent color, shown here on the bookcase, as well as a combination of neutral finishes within a room, continue to be stylish yet safe ways to add personal flavor.



daladier : maple custom color & sherwin-williams garden spot



Courtesy of Better Homes and Gardens.

Decorá Color Evolution is a three part program offering varying degrees of color choice options on Maple and Oak door styles. From the 30 preselected paints within our Color Collections, to the 2000+ beautiful Sherwin-Williams® shades, to the Decorá Custom Color program, we have the color flexibility to achieve a level of personal expression that is unparalleled in the industry.

## COLOR COLLECTIONS


Enjoy the gorgeous palette of 30 hues handpicked for their style savvy and timeless appeal.

## SHERWIN-WILLIAMS.

Do you have color moxie? More than 2000 paints available from the Sherwin Williams palette take color selection one step further.


## CUSTOM COLOR

Whether color inspiration is linked to a treasured heirloom or the color of your jacket, Decorá offers the ultimate in flexibility with our Custom Color program.




COLOR *evolution:* COLOR COLLECTIONS


MAPLE AND OAK PAINTS




extra white




white




crushed ice




north star




interesting aqua




agreeable gray




confection




mindful gray




creekstone




stamped concrete




chantille




lunar




analytical gray




escape




retreat




jasmine




kashmir




zeus




peppercorn




mount etna




buff



true taupe




sweet pea




urbane




cascades




bee's wax




foot hills



earth



black fox



jet




COLOR *evolution:* SHERWIN-WILLIAMS® AND CUSTOM COLORS

## SHERWIN-WILLIAMS®



With more than 2000 paint colors available from the Sherwin-Williams® color palette to enhance your Maple or Oak door style, you'll be sure to find a color that is beyond ordinary. Add Black, Coffee, Espresso, Pewter or Twilight glaze, or layer Brushed Onyx, Brushed Pavestone or Brushed Saddle finish on Maple for true artistic interpretation.



## custom color

Available on Maple and Oak door styles, Decorá offers the ultimate in flexibility with our Custom Color paint program. Regardless of your inspiration, we can match it! Choose to add Black, Coffee, Espresso, Pewter or Twilight glaze or layer Brushed Onyx, Brushed Pavestone or Brushed Saddle finish on Maple for maximum color interest.




# COLOR *evolution:* GLAZING OPTIONS AND BRUSHED FINISHES




## highlighting *options for opaques*


Gunmetal, Pewter, Twilight, Coffee and Espresso Highlights are available on all Color Collection finishes on Maple only. Black is available on all Color Collection finishes, except for Jet.




gunmetal




pewter




twilight



coffee



espresso




black

When maple opaque finishes are ordered, the door center panel will be constructed of Medium Density Fiberboard (MDF), except when distressing (Reserve and Reserve Plus, Vintage and Vintage Plus), and Sweet Pea or Jet colors are specified. MDF provides a smoother finish when painted, and is more resistant to warping, expansion, and contraction. Not available on Marquis.




## brushed *finishes*


Brushed Onyx, Brushed Pavestone, and Brushed Saddle: three hand-applied, luxuriously translucent finishes to layer over any Maple paint. Choose to pair them with paints in our Color Collection, the entire Sherwin-Williams® palette, or any custom color under the sun, for a completely personalized look that accentuates the fine craftsmanship found in every Decorá cabinet.



brushed onyx



brushed pavestone



brushed saddle

Glazed and brushed examples are shown on Chantille.

# *finish* techniques

True personalization is the result of unique choices. Decorá offers the ultimate in authenticity with two finish techniques featuring four levels of time-worn sophistication.




## reserve & *reserve plus*


Reserve's light distressing uses wormholes, tiny dents and light signs of wear. Reserve Plus adds more aggressive techniques like rasping and splits, artfully blended for a beautifully aged look.




WORMHOLES



DENTS



RASPING




MARS & SPLITS




## vintage & *vintage plus*

Vintage is a light sand-through to create a subtle, time-worn look. Vintage Plus is an aggressively burnished sand-through technique applied to corners and raised profiles, exposing the underlying wood.



LIGHT SAND-THROUGH

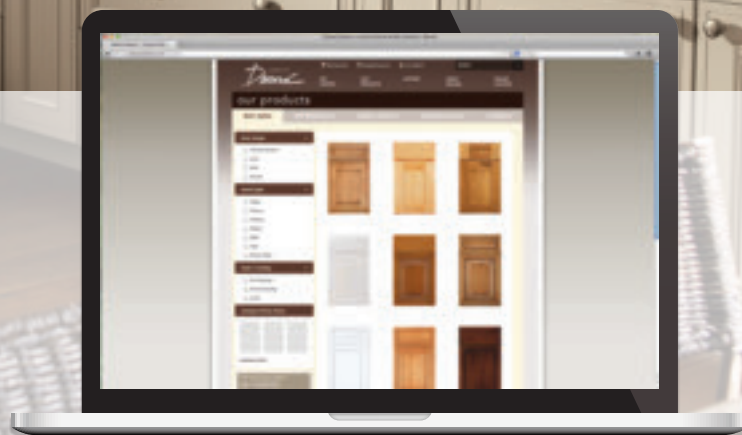


AGGRESSIVE SAND-THROUGH





FOR AN INTERACTIVE DOOR STYLE  
AND FINISH SELECTION GUIDE, VISIT  
[decoracabinets.com/products](http://decoracabinets.com/products)



[masterbrand.com](http://masterbrand.com)  
[decoracabinets.com](http://decoracabinets.com)



Kitchen Cabinet Manufacturers Association  
Environmental Stewardship Program  
All Products Impact the Environment  
For ESP Program Criteria, Visit [kcma.org](http://kcma.org)

Styles, product availability and construction may vary slightly from those shown in this catalog due to material availability and/or design evolution. Specifications are subject to change without notice. For more details, please see [www.decoracabinets.com](http://www.decoracabinets.com) or contact customer service.

Please note that paints featuring the same color name as your cabinetry are not guaranteed to be an exact color match. When seeking to match the color of your Decorá Cabinetry, take a cabinet door to your nearest Sherwin Williams paint store to be color matched to reduce the likelihood of color variation. Exact color matching is not guaranteed, and MasterBrand Cabinets is not responsible for color discrepancies.

Product photography and illustrations have been reproduced as accurately as printing technologies permit. To ensure highest satisfaction, we strongly recommend you view an actual sample for best color, wood grain and finish representation. © 2017 MasterBrand Cabinets, Inc. All rights reserved. DECORÁ is a registered trademark of MBCI.



*Front cover image:*  
marquis : maple sherwin-williams® color : interesting aqua

*Back cover image:*  
altmann : maple true taupe & quartersawn oak angora

A Division of MasterBrand Cabinets, Inc.  
One MasterBrand Cabinets Drive • Jasper, Indiana 47546  
05STYLFNSH11 2017-03/CNV/11.9M