



KraftMaid
VANTAGE®

KITCHENS FOR THE **REAL** LIVING ROOM™



2017
WOMEN'S CHOICE AWARD®
9 OUT OF 10 CUSTOMER RECOMMENDED
CABINETS



A checkerboard cake. A cork too nice to throw away. A one-sided conversation with a pet. A forgotten backpack. A packed schedule. A teenager peering into a fully loaded pantry, saying, "There's never anything to eat in here." A puffy omelet. A flawless air guitar solo on a wooden spoon. A set-aside casserole pan to return to the neighbor. A warm goat cheese spread with breadcrumb topping. A "Good morning!" A grumpy, pre-caFFEinated reply. A little. A lot. A life.





We understand the kitchen isn't just a kitchen.

The kitchen sets the mood of the whole house.
It's the hub. The watering hole. The scene of the action.



Sitting down with your designer: that’s the first step toward improving the time you spend in the kitchen. Before you do that, though, think about how you really spend that time. Then you can feel confident making decisions.

First Question

How Do You Know What You Want?

Consider how to make your kitchen work. Thinking only of appearances can strand you with a nice-looking kitchen you don’t enjoy spending time in. If a Lazy Susan (for example) will prevent kneeling to reach stuff lost in the back, then don’t skimp on a Lazy Susan—that’s how you avoid “Kitchen Regret.”

- 6 **Kitchens**
- 42 **Kitchen Innovations**
- 50 **The Bath**
- 54 **The Rest of the House**

Follow-Up Question

How Do You Get What You Want?

We’ve studied how people actually use their kitchens. What they like. What they hate. What makes their lives easier. This book contains the results—everything available to help you get a kitchen designed and built for the way you live.

- 59 **Finishes**
 - 60 **Paints**
 - 64 **Stains**
 - 66 **Foils**
- 68 **Wood Types**
- 70 **Door Styles**
- 72 **Decorative Door Options**
- 74 **Decorative Hardware**
- 76 **Lighting & Molding**
- 78 **Our Process**
- 80 **What Comes Standard**
- 82 **Warranty**
- 84 **Workbook**



Designed for how kitchens are actually used.

Your new kitchen doesn't exist yet. There's no warehouse where it sits, waiting in boxes. Yours will be specifically built for how you'll use it.

Browse our featured kitchens to see how the designs are based on a specific family's life—and start thinking about the kitchen that would fit your life.

A Well-Oiled Machine Kitchen

DESIGNED SPECIFICALLY FOR:

The Collins Family | Houston, Texas (The Woodlands)

Clarinet practice. Science projects. Laundry (often another science project), lunch-packing, grocery shopping. Has anyone fed the dog yet? Smart kitchen design helps this family of six stay steady as they wrangle clutter, juggle priorities and generally try to keep the madness from overtaking the method.

Sedona EverCore® | Dove White LOWER: Putnam Oak | Translucent Powder Grey



A flow. A rhythm. A plan that accommodates the inevitable unplanned disruption. Chaos dissipates when confronted with a chore list, clear expectations and flexibility from all involved.



Kids' Drop Zone
A designated area for stashing school supplies and backpacks—and keeping clutter far from the cooking area.



OXO Canister Deep Drawer
Stash flour, pasta or snacks in airtight, BPA-free containers that won't jostle around.



Deep Drawer Combination
From the largest pan to the smallest rag, items of all sizes coexist peacefully in this multipurpose drawer.



Spice Shelf
Display photos. Store cut-glass bud vases. Keep close at hand the parsley, sage, rosemary and so on. Perfect for anything both useful and good-to-look-at.



Non-Slip Liners
You know how sometimes, in the back of the drawer, you'll discover a measuring spoon you thought you lost? Now everything stays put, without jostling, thanks to these made-to-fit, washable, nearly invisible liners.



A kitchen can be designed to help keep the peace—some tasks kept to the side, communication improved in central spaces—and can encourage a tendency toward order.



Cove Floating Shelf
A ledge for sunning the herbs, arranging decorations or showing off the one photo where you finally got everyone to smile at the same time.



Rubbermaid® Container Drawer
Lunch-packing goes from a thing you have to do (sigh) to a thing you love to do, with brand new, microwave-safe Rubbermaid containers that slide right in and out of made-to-fit drawer dividers.



An Everyday Vacation Kitchen

DESIGNED SPECIFICALLY FOR:

The Kirsch Family | Mystic, Connecticut

After years of shuttling the kids and keeping up with work, Mary and Robert are enjoying what might be called freedom. They've designed the kind of kitchen that can be summed up with one word: "Finally."

Cornell Maple | Lagoon ISLAND: Durango Maple | Translucent Limestone



Like most people, they once lived their lives driven by the clock. Now their days center around weather, visitors, ongoing projects and time together.



Multi-Storage Pantry
Large pantry shelves swing out, giving you a massive amount of storage space that's accessible and organized, instead of hard-to-reach-the-back-of and unruly.



Step Stool Cabinet
For some of us the top shelves might as well not exist. Get up there without asking favors from taller people, then tuck the step stool completely away where it fits perfectly.



Tiered Combination Drawer
When utensils of all shapes and sizes have their own designated resting spots, nothing gets lost, damaged or jumbled.



Angled Utensil Drawer
When every utensil has a slot and every gadget has a compartment, the kitchen catch-all drawer stays nice and neat.



OXO Canister Roll-Out Tray
Streamline bulk storage with these airtight, BPA-free containers that fit perfectly in a deluxe roll-out tray with a made-to-fit insert.



A kitchen can be designed to minimize anything that feels like a chore—cleaning, keeping counters clear, finding every little item quickly—then to adapt smoothly to any activity.



Integrated Shallow Storage
Keep spices near the stove or mugs near the coffee maker with this hidden, shallow storage at the end of your cabinets.



Prep and Wash Zone
A designated area makes preparing dinner and cleaning up the aftermath effortless—maybe even enjoyable?



A They-Grow- Up-So-Fast Kitchen

DESIGNED SPECIFICALLY FOR:

The Lendaro Family | *Minneapolis, Minnesota*

Dad's up late with the laptop, finishing office work, then up early at the stovetop. Weekdays are scheduled tight, so weekends are kept as loose as possible. With so much happening at all hours, a thoughtfully efficient, organized kitchen tends to keep everyone together and in a good mood.

Grandview Maple | Moonshine LOWER: Grandview Maple | Onyx



What is family time? A time to share thoughts, stories, news. A chance to make each other laugh. An opportunity to be creative together.



Chalkboard Inserts
Give the kids an approved space to draw or keep the schedule visible at all times.



Charging Drawer
Confines cords and keeps gadgets off the countertop. So your workspace stays clutter-free, and spilled apple juice stays off your tablet.



Wall Appliance Garage
A quick hideaway for smaller appliances you want out of the way when guests arrive.



K-Cup® Organizer Drawer
A dedicated drink drawer for the VIP drinks.



Auto-Open Wastebasket
Open and close with a nudge when your hands are full or covered in something sticky.



Chrome Swing-Outs
A sleek look so you can stop bending and reaching to get large items out of the back.



Message Center
Mail storage, corkboard and everything else you need to keep spaghetti sauce off of the bills.



A kitchen can be designed to feel like an intimate, fun space for family time—however you define family—and just as easily become a place for spreadsheet-making after bedtime or a party of family friends on weekends.



A Kitchen That Goes Off-Recipe

DESIGNED SPECIFICALLY FOR:

The Blanchard Family | Savannah, Georgia

Family recipes prepared with a new twist. Vintage finds with a DIY update. This couple puts their own spin on everything in this carefully curated kitchen, from culinary improvisations to upcycled antiques.

Jovana Maple | Surfside



What if? Why not? Let's see. There's a curiosity to these two, hunting for unusual ingredients then dreaming up new ways to prepare them.



Built-In Bookshelves
Built-ins to display books and all kinds of art, including that vintage record player of yours. Why miss the chance to admire it?



Slim Wastebasket
A small-space solution to keep trash out of sight, not out of reach.



Toe Kick Drawer
Holiday placemats you only bring out once a year? Cookie sheets? Pizza stone, from back when everyone was giving pizza stones as gifts? If it's flat, it fits.



Sterling Floating Shelves
There is such a thing as decorative storage. Display glassware within easy reach of the designated mixologist.



Easy Reach Chrome Super Susan
Invite big bowls and giant packages into this Super Susan—there's no center post, so now there's room for all, however huge.



A kitchen can be designed, even in a small space, to encourage endless experiments, planning sessions, friendly neighbor visits and ongoing curious tinkering.



Shallow Cleaning Cabinet
Give tall items a home, so you can quickly grab the mop, the broom, the squeegee, the cleaning spray or whatever else solves the current emergency.



Dining Nook
This seating doubles as concealed storage, so you can stash what needs stashing and keep it out of sight until the moment you need it.



A Kitchen For (All) The Ages

DESIGNED SPECIFICALLY FOR:

The Kapoor Family | New Albany, Ohio (Columbus metro)

When the last adult kid clears out, life returns to time spent as a couple enjoying a little domestic peace—till the grandkids visit. Those days, several a month, the house converts to Kidsville, where anything from watercolors to nearly endless snacking to finding both shoes for trips to the park keeps everybody hopping.

Chanlott Cherry | Molasses нитон: Chanlott Maple | Aged Concrete



When it's just two people, life is about getting home from work to relax, chat, cook, binge-watch TV shows and get around to house projects. When grandkids arrive, anything might go.



Pull-Out Table
More counter space when you need more counter space; more floor space when you need more floor space.



Knife Cutting Center
The things you use together should stay together. Keep the cutting board and knives easily—and safely—organized, so they're in reach when you need them.



Spice Caddy with Glass Bottles
Organized spices are easily transported to the grill or prep counter and just as easily tucked away when they're no longer in use.



Pantry Swing-Out
That hard-to-reach corner becomes hard to live without, thanks to shelves that swing out to maximize accessible space.



A kitchen can be designed to adapt simply from quiet couple's nest to grandparents' funhouse and still have whoever's there feel like it was all designed around their lives.



Wine Storage
A convenient location for the Merlot you use every time you make pasta and the Sauvignon you're saving for a special occasion.



Sink Base Wastebasket
It's simple—when you don't have to travel as far to reach the wastebasket, you're less likely to leave behind a trail.

A modern kitchen featuring dark wood cabinets, a white island with a sink and cooktop, and a wood-paneled wall. The kitchen includes a refrigerator, oven, and wine rack. Three white pendant lights hang over the island. Two brown bar stools are positioned at the island. A framed abstract painting of mountains is on the wall.

A Kitchen With Ambition

DESIGNED SPECIFICALLY FOR:

Jamie Nichols and Daniel Bowles | *Chicago, Illinois*

She's a photographer. He's a software engineer. Their Chicago row house lives a double life—not only hosting cocktail-hour meet-and-greets and dinners, but also providing a private retreat for recharging (and playing with Simone, the French Bulldog).

Halden Wood-Grain Foil | **Cannon Grey** **ISLAND:** **Layden Wood-Grain Foil** | **Dove White**



For some, the key to success is being able to multi-task.
And the key to multi-tasking is staying organized.



Bar Zone
Keep guests entertained, but out of the sharp-knife-wielding area of the kitchen.



Sink Base Drawers
More usable storage that doesn't require getting on your knees and reaching around the garbage disposal.



Tiered Pan Pull-Out
Put every pot and lid in its place to reduce the clanging and banging to find the right one.



A kitchen can be designed to launch days full of action—a space that shifts easily from a place to gather one's self and make plans, to a place where careerists can expand their network.



Drink Station
Counter-height space for drink supplies that can easily be hidden behind closed doors.



Tall Pantry Pull-Out
When the entire pantry slides out, there's no back-of-the-pantry for things to get lost in, so cans, bottles, jars and bags all stay neatly sorted.



Prep Counter
No more traveling across the kitchen leaving a trail of onion bits to clean up later.

A modern kitchen with white cabinets, a marble island, and teal walls. The island has a marble countertop and a grey base with drawers. Three white chairs with black legs are tucked under the island. The kitchen features a stainless steel sink, a gas stove, and a microwave. There are three pendant lights hanging over the island. The walls are painted a light teal color, and there are arched windows on the right side. The floor is made of light-colored wood.

A Command Center Kitchen

DESIGNED SPECIFICALLY FOR:

The Williams Family | Roanoke, Virginia

Nothing happens without going through the kitchen—it's where everything begins, usually as a casual discussion, and it's the pad from which the day is launched. When everyone's active, life is full. But when everyone's together, it's also manageable.

Lyndale EverCore® | Dove White ISLAND: Lyndale EverCore® | Greyloft



Housekeeping. Conflicting schedules. Getting to practice, getting home, handling late nights of homework mixed with parental career demands and—don't forget—meal planning, prep, serving and clean up.



Snack Zone
Kids can snack without interrupting the main kitchen action.



Apron-Front Sink Base
One of many specialized bases, easily accommodating a deep sink.



Cleaning Supply Pull-Out
Quickly grab whichever cleaner you need to stop a spill in its tracks or treat a stain before it sets.



Deluxe Roll-Out Tray
Access the way back without rummaging. Soft-closes with a nudge.



A kitchen can be designed to function as the single location from which heavily scheduled lives are administered alongside everything that goes into a meal—bringing order to the potential chaos.



Coffee Station
Centralizes coffee-making activity to minimize fumbling while you're still bleary-eyed and uncaffeinated.



Desk, Charging Station and Message Board
A mini-office. Also, use electronics as they charge, out of the way of—yet near—the action.



A Whoever's Home Kitchen

DESIGNED SPECIFICALLY FOR:

The Conner-Perez Family | *Philadelphia, Pennsylvania*

"Okay, so who's home tonight?" Adapting to that answer, keeping everyone connected, then staying flexible as plans change and the house fills up unexpectedly—that's this kitchen's strength.

Renway Cherry | Cannon Grey



They grow. They get car keys. They choose to spend their time with friends, elsewhere, essentially half-in/half-out of the house.



Chrome Lazy Susan
Similar to a traditional Lazy Susan, but with the center pole moved to the back for a more open space.



K-Cup® Organizer Shelf
A removable shelf that keeps those little easily disorganized cups organized.



Sink Base Roll-Out Trays
The U-shaped roll-outs let you pull cleaning supplies and detergents forward from hidden depths of the sink base.



Mixer Shelf
Swings up and down quietly. An outlet can be installed so the mixer can plug into the cabinet for quick use.



A kitchen can be designed so that it straddles the line between full house and empty nest, functioning smoothly when the family gathers and when the situation returns to “just-the-two-of-us.”



Corner Drawers
Turn sometimes-disorganized and hard-to-use space into organized storage.



Charging Drawer
Charge and store the always-by-your-side gadgets so that they’re off the counter, but still usable.



Front- and Side-Access Doors
No need to move anything out of the way to get out items stored in the back.

We learned about people's lives.
How their days are spent. What drove
them nuts about their old kitchens.
Then we created these.



A No Kids (Yet) Kitchen
Maxton High-Gloss Foil | Dove White



A Kitchen She Waited A Long Time For
Cornell Cherry | Praline



A Growing (And Not Done Yet) Family Kitchen
Grandview Maple | Greyloft



A Kitchen That Gets Creative
Shepparton Cherry | Baltic
UPPER: Shepparton Maple | Linen



A “Yes, I’ll Have Another Cup” Kitchen
Marquette Cherry | Kaffé
ISLAND: Marquette Maple | Aged River Rock



A Kitchen All Guests Eventually End Up In
Fox Chase Cherry | Hazel



A Half-Kitchen, Half-Therapist’s Office
Larken Maple | Burmese



A Kitchen With An Old Soul
Putnam Maple | Aged Concrete



Kitchen Innovations

When we talk to people about their kitchens, we get ideas—those ideas become our Kitchen Innovations.

Each piece solves common (and not-so-common) problems, from clever storage ideas—pot and lid organization, or ways to prevent wasted space in corners—to cool Auto-Open technology, so you can open cabinets without making a mess when your hands are greasy.

Visit kraftmaid.com/kitchen-innovations for video demonstrations of our latest innovations.



Corner Solutions

Every kitchen's inevitable corners take up so much space and, without the right solutions, turn into "where seldom-used items go to hide." The right innovation lets you store things like appliances or baking ingredients—and makes them easy to find and retrieve.

- 1 **NEW** Easy Reach Chrome Super Susan
- 2 Easy Reach Wood Super Susan
- 3 Corner Drawer Cabinet
- 4 Blind Corner with Wood Lazy Susan
- 5 Blind Corner with Wood Swing-Out
- 6 Wall Angle Chrome Lazy Susan
- 7 Blind Corner with Chrome Swing-Out



Pull-Outs

Pull-outs are the most efficient use of limited space. They slide out to create reachable storage throughout the full depth of the cabinet, so even items at the back stay easily accessible.

- 1 **NEW** Cleaning Supplies Pull-Out
- 2 Utensil Pull-Out
- 3 Tray Pull-Out
- 4 Pantry Pull-Out with Utensil Storage
- 5 Pantry Pull-Out
- 6 Base Filler Pull-Out
- 7 Wall Filler Pull-Out

Waste-basket Solutions

Trash is literally the last thing you want people to notice. Put the trash, recycling and compost behind closed doors and out of the way.



- 1 **NEW** Sink Base Wastebasket
- 2 **NEW** Slim Wastebasket
- 3 Top-Mount Wastebasket
- 4 Top-Mount Double Wastebasket
- 5 Bottom-Mount Wastebasket with Auto-Open
- 6 Bottom-Mount Double Wastebasket with Auto-Open



- 1 CoreGuard® Sink Base
- 2 Auto-Open Top Hinge Cabinet
- 3 Auto-Open Bi-Fold Cabinet
- 4 Charging Drawer
- 5 Mixer Shelf

Spice Storage

Everyone has a cabinet or drawer they rummage through looking for the spice they need, but that's the last thing you want to do as the chicken burns and the water boils over. Keeping spices organized and within arm's reach of the stove makes cooking a little more seamless.



- 1 **NEW** Spice Shelf
- 2 **NEW** Spice Caddy
- 3 Door Spice Rack
- 4 Tiered Storage Shelf
- 5 Spice Drawer



- 1 **NEW** OXO Canister Roll-Out Tray
- 2 Deluxe Roll-Out Tray
- 3 Chrome Deluxe Roll-Out Tray
- 4 Sink Base Roll-Out Tray
- 5 Utility Cabinet with Deluxe Roll-Out Trays

Roll-Out Trays

Bring everything into view from the back of any cabinet. Now the springform pan, the baking mixes and all those one-use appliances won't get ignored simply because they're hard to get to.

Pantry Storage

Maximize usable storage and bring gratifying organization to spaces that tend to get chaotic. Imagine: a kitchen world where everything has a place and nothing is abandoned in the back of the cabinet.

- 1 **NEW** Multi-Storage Pantry with Adjustable Shelves
- 2 Wall Multi-Storage Pantry
- 3 Wall Appliance Garage
- 4 Tall Pantry Roll-Out
- 5 Wood Door Storage



Utensils

Corral forks, knives, cheese graters, measuring spoons, the set of corn cob holders shaped like corn, the slightly less whimsical corn cob holders, and anything else that has a shape, size, length, width or one-of-a-kind use that makes it apt to cause trouble in a drawer.

- 1 **NEW** Tiered Combination Drawer
- 2 **NEW** Angled Utensil Drawer Organizer
- 3 Tiered Drawer Storage
- 4 Cutlery Drawer
- 5 Knife Section Cutting Center



Smarter Drawers

When you need something NOW is when you appreciate the decision to smarten up drawers, so things aren't jumbled or jammed up, and you can quickly get to the thing you need this second. Location of these drawers also makes a difference—what will you put within arm's reach?

- 1 **NEW** Non-Slip Liner
- 2 **NEW** Rubbermaid® Container Drawer
- 3 Pull-Out Table
- 4 **NEW** Toe Kick Drawer
- 5 **NEW** Multi-Sized Deep Drawer Organizer
- 6 **NEW** Deep Drawer Organizer
- 7 K-Cup® Organizer Drawer



Pots & Pans

Avoid an unwelcome game of “Find The Right Pan.” No more rattling metal. No more misplaced lids. No more uncomfortable crouching as you attempt to retrieve the stock pot.

- 1 Pots and Pans Organizer
- 2 Adjustable Drawer Dividers
- 3 Cooking Center
- 4 Tiered Pan and Lid Storage Pull-Out
- 5 Deep Drawer Combination
- 6 Pegged Drawer Organizer



Beyond Cooking Storage

A lot more than cooking happens in the kitchen, and that's natural, but food prep and other projects shouldn't compete for space. These solutions give non-cooking items a home, so they can stay in the kitchen without taking over.



- 1 **NEW** Wine Storage
- 2 **NEW** Utility Cleaning Cabinet
- 3 **NEW** Angled Drawer Organizer
- 4 Message Center
- 5 **NEW** Step Stool Cabinet
- 6 **NEW** Supply Caddy
- 7 File Cabinet

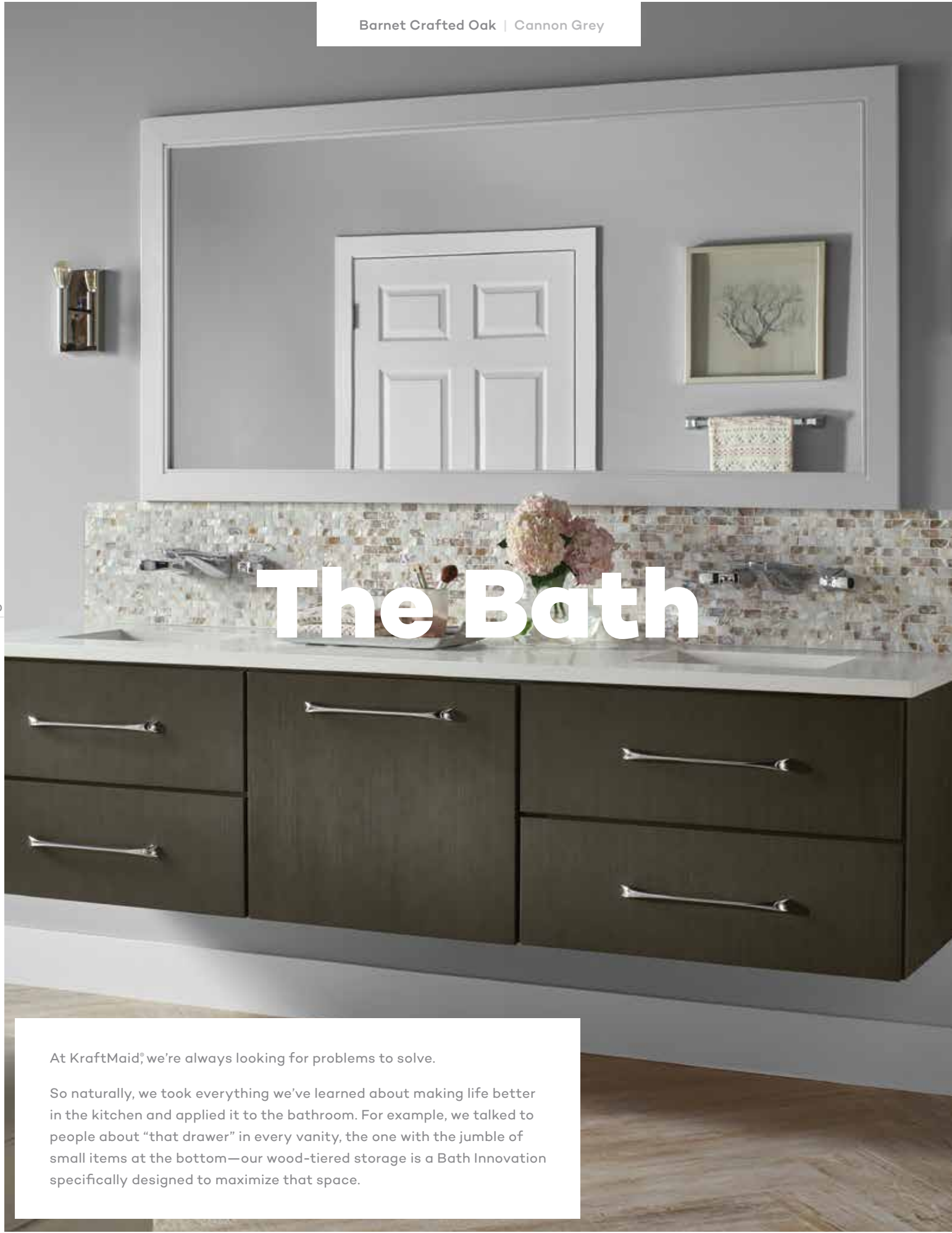


Design Solutions

Accents and statement pieces—some simply complement (or complete) the style you have going. Others manage to be stylish and useful, too, whether it's a strategically placed floating shelf for handy wine glasses, or a way to make the island more welcoming.

- 1 **NEW** Cabinet Run Wall Hood
- 2 **NEW** Recessed Panel Wall Hood
- 3 **NEW** Transitional Island End
- 4 **NEW** Tapered Leg Island End
- 5 **NEW** Bookcase Island End
- 6 **NEW** Sterling Floating Shelves
- 7 **NEW** Cove Floating Shelf
- 8 **NEW** Gateway Island End
- 9 Built-In Bookshelves

Barnet Crafted Oak | Cannon Grey




The Bath

At KraftMaid®, we're always looking for problems to solve.

So naturally, we took everything we've learned about making life better in the kitchen and applied it to the bathroom. For example, we talked to people about "that drawer" in every vanity, the one with the jumble of small items at the bottom—our wood-tiered storage is a Bath Innovation specifically designed to maximize that space.

Sedona Maple | Praline



Putnam Cherry | Husk Suede



Vanity Top-Mount Hamper

Dealing with dirty clothes in a limited space can be a challenge. This hamper stays out of the way, but it's still easy to reach, remove and carry to the laundry room. In other words, there's no longer an excuse for leaving an old t-shirt on the floor.



U-Shaped Drawer

People "lose stuff" in hard-to-get-to places—so U-Shaped Drawers are thoughtfully designed to fit around plumbing and extend fully. That eliminates awkwardly reaching around the sink to find what's lying in the back.



Vanity Adjustable Drawer Dividers

What you use your drawers for depends on you and your family—and might change over time. These dividers accommodate whatever you need right now, and will accommodate whatever you need to change them to later.



Vanity Wood Tiered Drawer Storage

Since vanity drawers tend to be deep and the stuff we store inside them tends to be small, this wooden-tiered storage tray basically doubles the usefulness of the available space—and keeps all those tubes, brushes, puffs and everything else organized.



Vanity Pull-Out Appliance Organizer

Keep soaps, scrubs, curlers and straighteners out of sight, but easily organized. The stainless steel trays are removable and easy to clean.



Vanity Top-Mount Wastebasket

Turn the unsightly into the out-of-sight. This pull-out not only hides trash but also keeps your wastebaskets from taking up valuable floor space.

Amhurst Maple | Ginger with Sable Glaze

The Rest of the House

Through the years we've seen that the kitchen sets the tone and reflects the life of the home. Once that tone is established, the themes that begin in the kitchen can carry throughout the house—so the ideas and trends we've observed (and the role of cabinetry in creating them) extend into every living space.


Mud Room

Maxton High-Gloss Foil | Greyloft

Grandview Cherry | Sunset

Entertainment Room

Office



Let's talk
look and feel.
Let's talk
personal
preferences.
Let's talk
style.

The overall design of the space is largely determined by how you use your kitchen, but there are still questions to answer about the look and feel. Keep in mind, there are three basic factors that determine the overall aesthetic:

The Finish

Paint, Stain or Foil? This decision can have the biggest influence on the look of your kitchen.

The Wood Type

From Cherry to Oak to Birch, the natural color of the wood can change the tone of a stain and the amount of grain visible.

The Door Style

From a classic look with an ornate raised panel door to something more modern with a slab door—there's a style of door to fit your ideal look.

Paints

Want to capture a particular shade or a smooth, colorful look? Just turn the page.

Stains

Want to see the wood's grain and natural characteristics? Start on page 64.

Foils

Not sure what a foil is? Turn to page 66.





Want to capture a particular shade or a smooth, colorful look?

That’s what paint is good for. A painted kitchen gives you control over the exact color, and has a more uniform feel. It takes over seven hours to paint a door: each coat adds to its durability and helps create a smooth, even surface. That said, joint lines resulting from wood’s natural expansion and contraction are normal and—since they lend a little character—actually desirable.

Dove White	Canvas	Biscotti	Surfside	Moonshine	Linen	Mushroom	Chai	Pebble Grey	Burmese	Bonsai	Lagoon	Greyloft	Midnight	Onyx


All paints are available with a standard or Suede topcoat.



Like it? Not sure?
Order a sample.

See what the finish looks like in person, before you commit. After you place your order at kraftmaid.com/samples you can get a rebate for the sample cost when you order your kitchen. Before you go that far, of course, you can check out an enlarged view at kraftmaid.com/doors.

Specialty Finishes



Distressed Paint Finishes

KraftMaid Vantage® Exclusive
Distressing gives a kitchen the appearance of reclaimed painted wood by adding deliberate distressing, such as wormholes, rasped edges and over-sanded corners that expose little patches of the original wood. A Suede topcoat is standard.



Vintage Paint Finishes

A finish that gives a painted door a sense of history and the feeling of being well-loved. The door's distressed and sanded corners allow a little of the original wood to show through.



Paints with Glaze

The glazing process adds visual depth and interest in the corners, crevices and ridges it's applied to—bringing out the unique qualities of each door design. Since it's applied by hand, no two doors are exactly the same.



Paints with Suede Topcoat

A Suede topcoat softens the tone of the paint with a matte finish. Like our standard topcoat, a Suede topcoat provides durability and resistance to scuffs, stains, UV fade and cleaning chemicals.

Aged Technique

Colors that will not only stand the test of time, but appear to have already stood it.

With our new, completely old idea—Aged Technique—you can make your kitchen feel like it's filled with heirloom furniture, handed down through generations, and still designed exactly how you want it, with all of the latest ideas and conveniences that fit how you live.

Papyrus



Concrete



River Rock



Available on Maple doors.



Putnam Maple | Aged Concrete



Translucent Finish

Give your kitchen the aesthetic of paint while retaining the beauty of wood grain.

This new hybrid finish displays natural grain the way a stain does—to preserve the character of the wood—but, like a paint, adds color and brightness.

Limestone



Standard Maple



Standard Oak

Powder Grey



Standard Maple



Standard Oak

Silversmith



Standard Maple



Standard Oak

Available on Maple & Oak doors. Also available with Distressed finish. (Distressed finish shown left on Maple.)



Sedona EverCore® | Dove White LOWER: Putnam Oak | Translucent Powder Grey




Want to see the wood’s grain and natural characteristics?

We hand-spray and hand-rub all our stains to bring out the defining character of each wood species. There are lots of color tints and effects, and in different ways, they all heighten what’s interesting about the individual wood species.

Need a closer look? Order a sample.

Visit kraftmaid.com/samples to order a chip or door. That way, you can see any stain on a specific wood species in person and make sure you’re happy before you commit. Sample cost is eligible for a rebate when you place your full kitchen order.



Natural	Honey Spice	Fawn**	Praline	Ginger	Cinnamon	Sunset*
		 Distressed**	 Distressed	 Distressed	 Distressed	 Distressed*
			 Burnished	 Burnished	 Burnished	
			 w/ Onyx Glaze		 w/ Onyx Glaze	
				 w/ Sable Glaze		

Husk*	Cognac	Chestnut	Chocolate*	Baltic*	Hazel*	Molasses	Saddle	Cannon Grey	Autumn Blush*	Kaffé	Cabernet*	Slate	Peppercorn
 Distressed*	 Distressed	 Distressed	 Distressed*	 Distressed*	 Distressed*	 Distressed	 Distressed	 Distressed	 Distressed*	 Distressed	 Distressed*	 Distressed	 Distressed
		 Burnished	 Burnished*						 Burnished*		 Burnished*		
		 w/ Onyx Glaze							 w/ Onyx Glaze*		 w/ Onyx Glaze*		
			 w/ Ebony Glaze*										

All stains are available with a standard or Suede topcoat.

All stains are shown on Maple unless marked otherwise.

* Shown on Cherry
** Shown on Oak

Specialty Finishes



Distressed Stain Finishes

Distressing mimics the imperfections of reclaimed wood by adding wormholes, softened corners, rasped edges, and other deliberate methods of loosening the sense of uniformity; all done by hand. A Suede topcoat is standard.



Burnished Stain Finishes

Hand-burnishing softens the corners and raised edges of your doors, which provides more unique character and the feeling of worn, well-loved furniture.



Stains with Glaze

Glazing adds depth and dimension to a door. It's done by hand-spraying a flood coat of glaze over the entire base stain, then hand-wiping and hand-detailing the door so that the glaze stays in the cracks, crevices and grain-lines.



Stains with Suede Topcoat

A Suede topcoat softens the overall color tone of a stain with a matte finish. Like our standard topcoat, a Suede topcoat provides durability, and resistance to scuffs, stains, moisture, UV fade and cleaning chemicals



Foils

Thoughts turning toward a modern look? Think foils.

Foils make an interesting alternative to a paint or a stain. They can create a contemporary look or add a modern touch to an otherwise traditional aesthetic.

66

Thermofoils


A uniform, consistent, durable and easy-to-clean finish. Great for laundry rooms, mudrooms, bathrooms or other working spaces.

Door Styles



Sydney Northbrook Polarcrest Evana Evana Cathedral Sheridan

Colors



White Cream

High-Gloss Foils

If you're considering a contemporary look, ask your designer how high-gloss foils can bring that modern, high-design feel to your kitchen.

Door Styles




Maxton

Colors



Dove White Chai Pebble Grey



Greyloft Onyx

Wood-Grain Foils


These wood-grain foils create a contemporary look with the texture of abstract wood grain.

Door Styles



Layden Camby Halden

Colors



Dove White Cannon Grey

67

Wood Types

Alder

Commonly used for a rustic look with knotholes, burls, wormholes and mineral streaks. Can create a modern/industrial look with a darker finish.

Only available in Rustic.

Cherry

Brings a rich, elegant feel. Common in fine furniture. Darkens or “mellows” with age. May contain small knots and pinholes for added character.

Maple

Kind of a go-to wood species—very uniform and predictable. As a result, it takes lighter stain and paint colors well. Predominantly off-white with light yellow-brown and pink hues, as well as occasional tan or dark mineral streaks.

Birch

Medium density hardwood with a distinct, moderate grain pattern. Its primary sapwood color ranges from white to creamy yellow, while the heartwood varies from medium and dark brown to reddish brown. Versatile and useful for designs that are anywhere from casual to refined.

Hickory

The hardest wood with the widest color variation. Random burls, knots, dramatic color contrast and mineral streaks give each Hickory kitchen a unique sensibility.

Oak

Another popular, versatile wood with rich textures and grain patterns that lends itself to practically any application. Some selections have naturally occurring green, yellow and black mineral deposits and may contain wide grain.



Crafted Hardwood Veneer

This new veneer is designed to give a consistent color and grain pattern on every door. It’s made from an engineered hardwood veneer to give the look of Quartersawn Maple, Oak or Cherry and is less susceptible to the expanding and contracting that comes with solid wood.

Only available on: Barnet



Rustic

Many wood species are at their best when displaying their naturally occurring knots, burls, wormholes, dramatic variations in color and mineral streaks. Rustic species include Alder, Birch, Cherry, Hickory and Maple.

Rustic doors are available in a variety of styles. Talk with a designer to learn more.



Quartersawn

The technique of cutting a tree at a nearly 90° angle, which creates a parallel and orderly feel to the grain—as opposed to the natural variances in the grains you’ll find with traditional woods.

Only available on: Melrose, Morristown, Putnam



EverCore®

Want an especially smooth painted finish, with no cracks or shifts in the center panel? Extra-solid EverCore doors and drawer fronts—made by super-compressing wood fibers—have no grain, and react less to temperature and humidity compared to regular wood.

EverCore doors are available in a variety of styles. Talk with a designer to learn more.





Yes, there are a lot of doors. That way, we'll have exactly the one that's right for you.

Take some time and leaf back through this book. Pause at the kitchens you like—notice the role door style plays in the overall look. You'll probably see similarities between the styles you tend to like, which is a good starting point for a discussion with your designer.

A = Alder B = Birch C = Cherry H = Hickory M = Maple O = Oak E = EverCore®



Wood Type Shown X = Also Available On

						
Avery C M E	Ferguson C M O	Barnet C M O	Larken C M	Lyndale Full A C H M O E	Lyndale Half A C H M O E	Grandview Square Full* A C H M O E
						
Trumbull A C M O	Putnam* A C M O E	Sedona A B C H M O E	Jovana C M	Shepparton C M	Judson C M	Kendrick C M
						
Fox Chase Square Half* C H M O	Fox Chase Roman Half C H M O	Marquette Square Full A C H M O E	Marquette Roman Full C H M O E	Marquette Square Half A C H M O E	Marquette Roman Half C H M O E	Lincoln C M

											
Grandview Roman Full C H M O E	Grandview Square Half* A C H M O E	Grandview Roman Half C H M O E	Harper C M O	Renway* C M	Hanley Square M O	Hanley Roman M O	Melrose* O	Morristown* O	Lasalle C	Cornell C M	Parker House C M
											
Amhurst* B H M O	Abington H O	Brookfield* B C H M O E	Seton C M	Durango* A B C H M O	Mandolay B C M	Garrison* C M	Knollwood C M E	Belmont Square H M O	Belmont Roman H M O	Fox Chase Square Full* C H M O	Fox Chase Roman Full C H M O
											
Harrington C M	Argonne C M	Lockeford C M	Chanlott C M	Courtney C M	Jamison C M	Rutherford C M	Glennberry C M	Tennyson C M	Vanderbilt C M		

* shown with optional drawer front

Some terms you're likely to hear.



Slab

A door with the look of a single piece of wood with no panel or decoration. Drawer fronts are also available as slab on many styles.



Shaker

It's a style term given to specific door styles that provide a clean, orderly and simple look.



Recessed Panel

A recessed panel style has a flat panel set back inside the frame of a door.



Raised Panel

A raised panel door has a panel that rises in the center and is somewhat decorative.



Full Overlay

A full overlay has very little cabinet frame showing around each door and drawer front, creating a seamless look.



Half Overlay

A half overlay shows some cabinet frame around each door and drawer front.



Decorative Door Options

Highlight a cabinet run or showcase cabinet contents with decorative doors. For more options, see kraftmaid.com/glassdoors.



Classic Camed Insert



Prism Insert



Crossroads Insert



Showcase Mullion



Moire Insert



Shadow Glass Insert



Chalkboard Insert



Leather Insert

Specialty Inserts

Add patterns, textures and decorative focal points with door inserts. From textured glass to modern and useful chalkboard—inserts give you complete freedom to make your kitchen reflect your style.



Fresco
Brushed Aluminum



Vetro
Brushed Aluminum

Aluminum Frames

Like an accent piece, an aluminum frame glass door's sleek lines can complement many door styles, and coordinate with any finish. You choose how see-through the glass is, anywhere from completely clear to obscures-everything-inside-but-still-looks-lovely.

Decorative Hardware



Knobs & Pulls

For such a relatively small item, your choice of hardware can dramatically change how the room feels: the choice of the metal, the size of the pull, and the style of the knob. See our full offering and use our Hardware Visualizer at kraftmaid.com/hardware.

- 1 Jericho Pull (Polished Chrome & Matte Black)
Jericho Knob (Polished Chrome)
- 2 Tide Pull (Brushed Bronze)
- 3 Mode Knob (Brushed Bronze)
- 4 Baluster Pull (Statuary Bronze)
- 5 Waterton Pull (Satin Nickel)
- 6 Smithwick Knob (Satin Nickel and White)
- 7 Trunk Pull (Antique Pewter)
- 8 Fordham Knob (Statuary Bronze)

Lighting & Molding



Lighting and molding can accent what you want people to notice and help hide the pipes, ducts, wiring and uneven surfaces you don't want them to see.

- 1 Above Cabinet Molding
- 2 Transitional Mirror Molding
- 3 LED Puck Lighting
- 4 Under Cabinet Molding
- 5 Tape Lighting
- 6 Large Sterling Crown Molding
- 7 Contemporary Mirror Molding
- 8 Accent Molding
- 9 **NEW** Empire Crown Molding
- 10 **NEW** Empire Leg



Is hand-crafting low-tech?

Or is it the highest technology of all?

Around here, in one of the nation's largest Amish communities, everything is rooted in traditional woodworking. Knowledge is transferred from one generation to the next, and every cabinet is fussed over—every door, each little cornice and crevice, each thoughtful innovation.

We could describe all our super-high-tech systems. But when we're building your personal kitchen, our emphasis is on craftsmanship.



Sometimes people don't realize we're making a kitchen just for them.

No pre-cut boxes. No doors that have been pre-painted, pre-stained or pre-anything. Nothing about your cabinets exists till you finalize your design. Only then do we assemble your kitchen—all at once, so our craftspeople make sure the entire thing is right. Even with our sophisticated technology, in the end, it's that human factor that makes KraftMaid KraftMaid.

What comes standard with KraftMaid Vantage.®

With over 40 years of experience, we’ve seen what makes homeowners love living in their kitchens—so we offer as many of those features as possible at no extra cost.



DuraKraft™ Plus Finishing System

Now 40% thicker, this finish is smoother to the touch and protects against the challenges of everyday life.



All-Plywood Construction

Handles moisture better without warping or swelling.



Deep Drawer Boxes and Full-Extension Drawers

Hold more things, more easily—like oddly shaped items and large economy-sized boxes. And, all drawers extend beyond the cabinet face so you can use the whole drawer.



Solid-Wood Dovetail Drawers

This construction is sturdy and capable of standing up to daily life.



Matching Interiors on Glass

Normally an additional cost, we include matching interiors to ensure a uniform look.



90-lb Drawer Slides

To make sure the drawer holds up for a lifetime no matter what you put in it.



Soft-Close Drawers/Doors

Whisper Touch™ soft-close hinges and slides reduce slamming.



I-Beam Construction

Add strength and stability to cabinets during delivery and installation.



Gently Rounded 3/4" Solid Wood Frames

Softer edges reduce the risk of snags and scratches.

A simple warranty is the best warranty.



KraftMaid® warrants its cabinetry to be free of defects in material or workmanship for as long as they are owned by you.

Go to kraftmaid.com/warranty to read our Limited Lifetime Warranty in its entirety. If at some point you have questions or need help, call our Customer Care specialists at 1-888-562-7744.

Test:	What KCMA standards require:	What KraftMaid requires:
Drawer guide	Drawers must survive 25,000 open and close cycles.	We test for 35,000 cycles.
Door hinge	Door hinges must survive 25,000 open and close cycles.	We test for 35,000 cycles.
Chemical resistance	After 10 different common household products are poured on the cabinet and left for 24 hours, there must be no staining or deterioration when each is wiped away.	Same thing, but we test 38 other common products—from beet juice, butter, crayons and lipstick, to name-brand cleansers and drinks—to see how they affect our finish (and ultimately your cabinets).
UV light	They don’t even require this test.	We expose stained and painted doors and frames to 400 hours of intense UV light—to be sure years of sun exposure creates no unreasonable color change.
Shrink & heat	Cabinets are subjected to 120° heat with 70% humidity for 24 hours—to simulate the heat from cooking and extreme shipping conditions.	Same thing, but we raise the temperature to 160°.





Getting from “Maybe someday (sigh)” to “Let's make this happen.”

You're investing in your home's value—a practical choice, it's true. What's also true, though, is you're improving the hours/days/years you're going to spend in your kitchen. So you're actually investing in a better life. And that starts when you sit down with a designer.

Your designer knows their way around the kitchen.

Their experience will guide you from “what if” all the way through making sure installation goes smoothly. But they'll have questions. First thing they'll do is get a sense of how you use your kitchen now, and what the sore spots are. You can prep for the meeting by thinking it through a bit.

How do you use your kitchen right now?

Think beyond meal prep, serving and cleanup.

What else do you wish you could do in your kitchen?

What's the hardest part of your kitchen to keep organized?

What are the things in your kitchen that drive you batty?

Which Kitchen Innovations would simplify your life?

Flip back through this book for inspiration.

Know your number.

Before you meet with a designer, it helps to start narrowing in on a number you're comfortable with. A few things to keep in mind:

- A typical kitchen budget is usually between 5% and 15% of your home's value.
- A new kitchen can be one of the best home upgrades in terms of return on investment at resale.
- Cabinets are priced in “lineal feet,” found by measuring across the back of your lower cabinets against the wall. This helps you understand the real cost of different door styles.

Prevent Kitchen Regret.

Sometimes we see people eliminate a feature their designer suggested, merely to stay on budget—then kick themselves later, after working in the kitchen day after day.

As you plan your new kitchen, remember you'll be living in it, and with it, for a long time. Basing your decisions on how the space works, not just how it looks or what it costs, is the best way to avoid Kitchen Regret.



KraftMaid VANTAGE®

KITCHENS FOR THE **REAL** LIVING ROOM

© 2017 Masco Cabinetry LLC.
All Rights Reserved.
Specifications subject to change without notice.

K-Cup® is a registered trademark of
Keurig Green Mountain, Inc.

Rubbermaid® is a registered trademark
of Rubbermaid Incorporated.

OXO is a product of OXO International, Ltd.

*The photography and color samples shown in this
book have been reproduced as accurately as printing
technologies permit and are for representation only.*

*To ensure the highest satisfaction, we strongly
recommend you view an actual product sample
prior to ordering cabinetry.*

KM-TMVAN-1017