



GOOD LOOKING. WELL WORKING.

DOOR STYLES AND FINISHES



Door Styles

MAPLE



Amira
full overlay



Amira
full overlay
5-piece drawer front option



Berwick
full overlay



Broxton
full overlay



Broxton
full overlay
5-piece drawer front option



Ludlow
full overlay



Luray
partial overlay




Luray
partial overlay
5-piece drawer front option



Raglan
full overlay



Raglan
full overlay
5-piece drawer front option



Colefax
full overlay



Colefax
full overlay
slab drawer front option



Glenridge
partial overlay



Guthrey
partial overlay



Henrickson
partial overlay



Walton
partial overlay



Ingalis
full overlay



Ingalis
full overlay
5-piece drawer front option



Kempton
full overlay



Kittrel
full overlay



Lormand
partial overlay

Door Styles

CHERRY



Amira
full overlay



Amira
full overlay
5-piece drawer front option



Berwick
full overlay



Broxton
full overlay



Broxton
full overlay
5-piece drawer front option



Ludlow
full overlay



Luray
partial overlay



Luray
partial overlay
5-piece drawer front option



Raglan
full overlay



Raglan
full overlay
5-piece drawer front option



Colefax
full overlay



Colefax
full overlay
slab drawer front option



Glenridge
partial overlay



Guthrey
partial overlay



Henrickson
partial overlay



Walton
partial overlay



Ingalis
full overlay



Ingalis
full overlay
5-piece drawer front option



Kempton
full overlay



Kittrel
full overlay



Lormand
partial overlay

Door Styles

OAK



Amira
full overlay



Amira
full overlay
5-piece drawer front option



Berwick
full overlay



Broxton
full overlay



Broxton
full overlay
5-piece drawer front option



Glenridge
partial overlay



Guthrey
partial overlay



Henrickson
partial overlay



Lormand
partial overlay



Luray
partial overlay



Luray
partial overlay
5-piece drawer front option

HICKORY



Berwick
full overlay



Colefax
full overlay



Colefax
full overlay
slab drawer front option



Glenridge
partial overlay



Guthrey
partial overlay



Ingalis
full overlay



Ingalis
full overlay
5-piece drawer front option



Lormand
partial overlay

PURESTYLE™ AND LAMINATE*

TEXTURED GLASS INSERTS



Cavett
full overlay



Colefax
full overlay



Colefax
full overlay
slab drawer front option



Ingalis
full overlay



Ingalis
full overlay
5-piece drawer front option



Kittrel
full overlay



Luray
partial overlay



Raglan
full overlay



Raglan
full overlay
5-piece drawer front option



Rivali*
full overlay




Walton
partial overlay




Antique



Bevel



Frost



Reeded



Seeded

Clear also available

HARDWARE



KNOBH06



KNOBH20



KNOBH10



KNOBH07



KNOBH37



KNOBH40



KNOBH46



KNOBH23



KNOBH31



KNOBH32



PULLH51



KNOBH54



KNOBH57



KNOBH65



KNOBH62



KNOBH58



PULLH36



PULLH11



PULLH39



PULLH41



PULLH38



PULLH08



PULLH53



PULLH30



PULLH52



PULLH50



PULLH60



PULLH59



PULLH63



PULLH64



PULLH56



PULLH61



PULLH55

Finishes

* The door and/or drawer front center panel may be constructed of Medium Density Fiberboard (MDF).
◊ Unfinished also available.


Construction

MAPLE


STANDARD FINISHES◊




BARN WOOD GLAZE



BROWN SUGAR GLAZE



OPAQUES*



BARN WOOD GLAZE*




BROWN SUGAR GLAZE*




HICKORY


STANDARD FINISHES◊



BARN WOOD GLAZE



BROWN SUGAR GLAZE



STANDARD CABINET

- 3/8" Furniture board end panels
- 1/2" Furniture board top and bottom
- 1/2" I-beam braces dadoed into face frame, end panels and back
- 3/8" Furniture board integrated back
- 3/4" Solid hardwood face frame
- Fully concealed, 6-way adjustable hinge
- Cabinet interior laminated natural maple or white

STANDARD DRAWER

- 3/4 extension, side-mounted, epoxy-coated guides
- 1/2" laminated furniture board sides; 3/8" bottom



ROLL TRAY OPTIONS



STANDARD FURNITURE BOARD ROLL TRAYS

- 3/4 extension, side-mount guides
- 3/8" natural maple laminated furniture board bottom
- 1/2" natural maple laminated furniture board sides



UPGRADE SOLID WOOD DOVETAIL ROLL TRAYS WITH SMART STOP™ (SP)

- Smart Stop™ full extension guides
- 4-sided, clear-coated, solid wood
- 3/4" nominal thick dovetail sides with 5.2mm laminated plywood[†] bottom

CABINET BOX OPTIONS



- UPGRADE 1**
ALL PLYWOOD[†] WITH LAMINATE ENDS (EPL)
- All standard features. Replaces standard cabinet construction with plywood
 - 3/8" Plywood end panels and back
 - 1/2" Plywood top, bottom, and I-beam braces
 - Exterior end panels laminated to match the selected finish



- UPGRADE 2**
ALL PLYWOOD[†] WITH FINISHED ENDS (EPF)
- All standard features. Replaces standard cabinet construction with plywood
 - 3/8" Plywood end panels and back
 - 1/2" Plywood top, bottom, and I-beam braces
 - Finished veneer exterior end panels to match the selected finish



- UPGRADE 3**
FURNITURE FINISHED PLYWOOD[†] END PANELS (FPFB)
- All standard features. Replaces standard 3/8" end panels with 3/4" plywood
 - Finished veneer exterior end panels to match the selected finish

SMART STOP™ UPGRADES



- DRAWER UPGRADE**
SOLID WOOD DOVETAIL DRAWER WITH FULL EXTENSION GUIDE WITH SMART STOP™ (PG)
- Full extension, undermount guides with Smart Stop™ and fast-clip removal system
 - 4-sided, clear-coated, solid wood drawer box
 - 3/4" nominal thick dovetail sides with 5.2mm laminated plywood[†] bottom



- DOOR HINGE UPGRADE**
SMART STOP™ CABINET DOOR HINGE (INTGH)
- This innovative hinge provides a gentle, controlled self-closing feature that engages when the door nears the cabinet face frame.

SHELF OPTIONS



- STANDARD FURNITURE BOARD SHELVES**
- 3/4" adjustable furniture board shelving



- UPGRADE PLYWOOD[†] SHELVES**
- All standard features. Replaces standard shelves with laminated plywood shelves
 - Must upgrade to all plywood construction (EPL or EPF)

[†] All plywood components meet ANSI/HPVA HP-1 standards, and may contain MDF or particleboard.

[†] All plywood components meet ANSI/HPVA HP-1 standards, and may contain MDF or particleboard.





CHERRY

STANDARD FINISHES[®]




Amber Suede




Barley



Dark Ale



Leather



Riverwood



Sandstone



Tuscan

BARN WOOD GLAZE



Amber Suede



Barley



Dark Ale



Leather



Riverwood



Sandstone



Tuscan

BROWN SUGAR GLAZE



Amber Suede



Barley



Dark Ale



Leather



Riverwood



Sandstone



Tuscan




LOOKING FOR MORE SCHROCK OPTIONS?

Need more options, finishes, and features for your homes evolving lifestyle? Browse the Schrock Cabinetry[®] at schrock.com for more ideas and inspiration. Our mix of cabinetry has all the semi-custom options needed to further enhance your home with warmth, texture and personality. Schrock Cabinetry. Beautiful on the outside. Smart on the inside[™].

OAK

STANDARD FINISHES[®]



Amber Suede



Barley



Dark Ale



Leather



Natural



Riverwood



Sandstone

BARN WOOD GLAZE



Amber Suede



Barley



Dark Ale



Leather



Natural



Riverwood



Sandstone

BROWN SUGAR GLAZE



Amber Suede



Barley



Dark Ale



Leather



Natural



Riverwood




Sandstone

EXPERT CRAFTSMANSHIP



SMART SOLUTIONS[™]



SIGNATURE DETAILING



PURESTYLE AND LAMINATE

STANDARD FINISHES



Alabaster



Bluff



Brie



Limestone



Scone



SCHROCK CABINETRY
schrock.com

Front Cover Image: Walton Purestyle[™] Scone



MasterBrand Cabinets © 2016, 1123839930 Printed in U.S.A. 2016-06/QUAD/12.5M

Product photography and illustrations have been reproduced as accurately as printing technologies permit. To ensure highest satisfaction, we strongly recommend you view an actual sample for best color, wood grain and finish representation.