



PowerView® Scenes

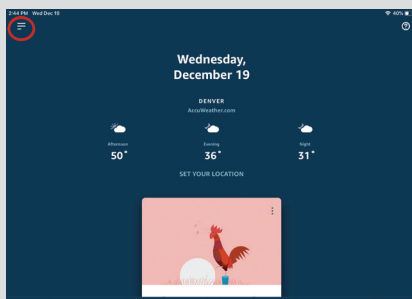
AMAZON ALEXA SKILL QUICK START GUIDE

Getting Started

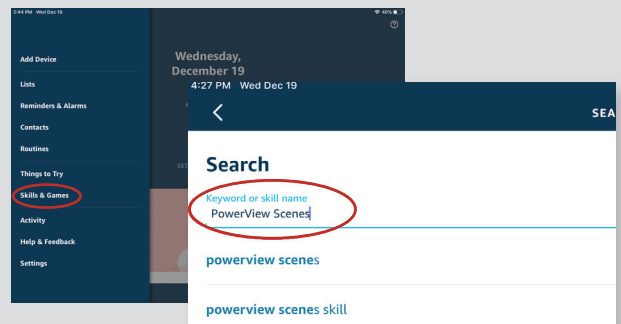
In order to take advantage of the Amazon Alexa voice-control feature for your PowerView® Scenes, you need:

- A PowerView® Account with a PowerView® Hub registered to the account
- An Alexa-enabled device connected to your Amazon Account
- The Alexa App downloaded and installed on your mobile device

- 1** Open the Alexa App on your mobile device and select the menu in the upper left hand corner of the screen.

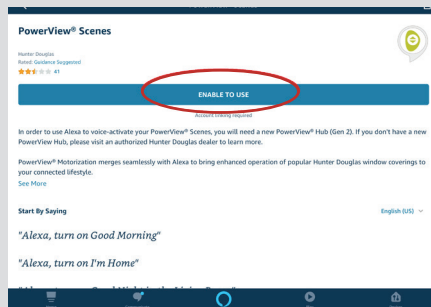


- 2** Select the Skills & Games tab and search for the PowerView Scenes Skill in the search bar.



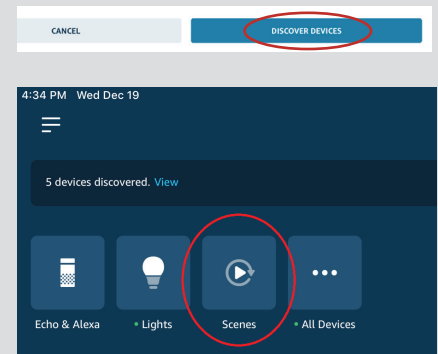
- 3** Select the PowerView Scenes Skill and select Enable.

- Enter your PowerView Account information to link your PowerView Account with your Amazon Account. Then, authorize your profile and PowerView Scenes to be shared with Alexa.



- 4** After prompted, select Discover Devices.

- All discovered PowerView Scenes appear in the Scenes section of the Devices tab.



- 5** Simply say "Alexa, turn on" followed by the PowerView Scene name to voice-activate your Scenes.

Sample Commands:

- "Alexa, turn on Good Morning."
- "Alexa, turn on I'm Home."
- "Alexa, turn on Movie Time in Living Room."

Tips

- Before attempting to discover PowerView Scenes in the Alexa App, please ensure your PowerView Hub is registered to your PowerView Account.
- After your PowerView Scenes have been discovered in the Alexa App, use the Groups feature in the Devices tab to combine your PowerView Scenes with other smart devices within your home. You may also use it to group together multiple PowerView Scenes, such as Shade Scenes and Repeater Scenes, for integrated voice-activated control.
- If you did not discover all of your PowerView Scenes after linking to your account, or you need to discover new Scenes in the future, you can always discover more PowerView Scenes by selecting "Discover" in the Add Device menu of the Devices tab in the Alexa App.
- For more information, please refer to the "About This Skill" section of the PowerView Scenes Skill in your Alexa App.

