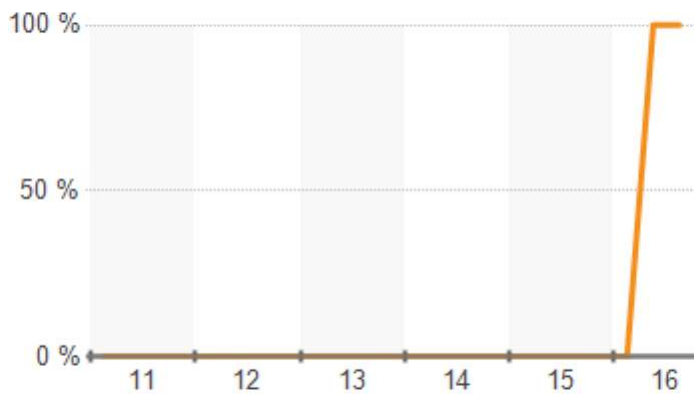


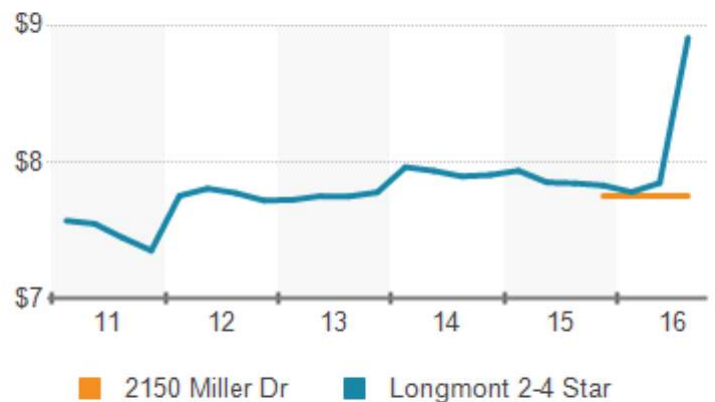
Continental Control Systems

| Flex | 2150 Miller Dr | Longmont 2-4 Star | Longmont | Boulder |
|------------------------|----------------|-------------------|-----------|------------|
| Buildings | 1 | 62 | 63 | 316 |
| Existing SF | 27,000 | 2,770,863 | 2,774,285 | 12,302,717 |
| Average Building SF | 27,000 | 44,691 | 44,036 | 38,932 |
| Under Construction | - | - | - | 106,691 |
| Leasing | | | | |
| Rent Per SF | \$7.75 | \$8.91 | \$8.91 | \$10.91 |
| Vacancy Rate | 100% | 25.1% | 25.1% | 10.3% |
| Available Spaces | 1 | 21 | 21 | 100 |
| Available SF | 10,828 | 699,368 | 699,368 | 1,571,632 |
| 12 Mo. Absorption SF | -27,000 | 90,003 | 90,003 | 394,922 |
| 12 Mo. Leasing SF | 16,172 | 292,141 | 292,141 | 1,126,559 |
| Sales Past Year | | | | |
| Properties | - | 4 | 4 | 17 |
| Sales Volume (Mil.) | - | \$17 | \$17 | \$62 |
| Avg Sale Price (Mil.) | - | \$8.6 | \$8.6 | \$4.2 |
| Sale Price Per SF | - | \$124 | \$124 | \$110 |
| Cap Rate | - | - | - | 7.3% |

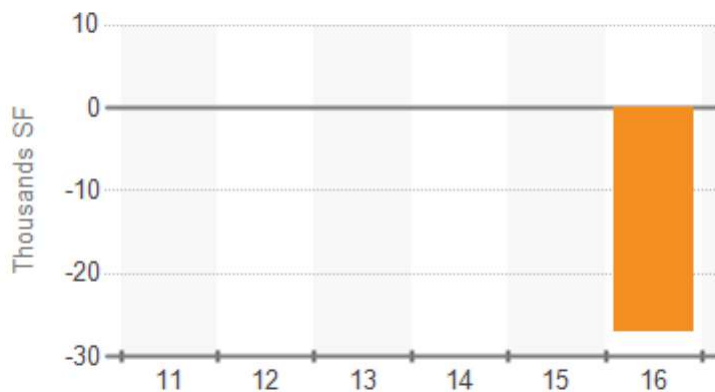
Vacancy Rate



Asking Rent Per SF



Net Absorption



Probability of Leasing in Months

