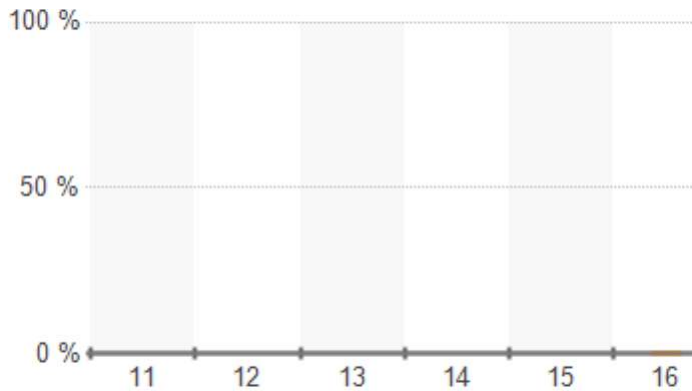


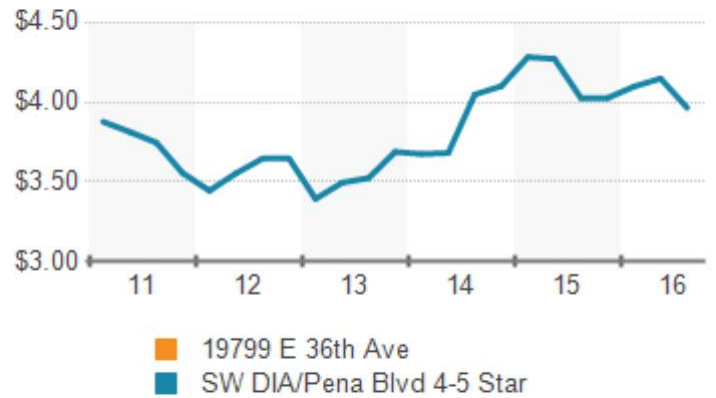
SW DIA/Pena Blvd Ind Submarket

Industrial	19799 E 36th Ave	SW DIA/Pena Blvd 4-5 Star	SW DIA/Pena Blvd	Denver
Buildings	1	50	340	6,405
Existing SF	452,400	12,769,917	28,870,620	194,518,798
Average Building SF	452,400	255,398	84,913	30,369
Under Construction	-	1,649,585	1,716,017	3,613,234
Leasing				
Rent Per SF	-	\$3.96	\$4.70	\$6.84
Vacancy Rate	0.0%	7.1%	4.3%	3.5%
Available Spaces	0	15	55	534
Available SF	0	2,215,537	3,153,972	13,341,593
12 Mo. Absorption SF	452,400	1,092,591	1,243,762	854,098
12 Mo. Leasing SF	452,400	1,646,850	2,888,050	9,396,674
Sales Past Year				
Properties	-	1	13	346
Sales Volume (Mil.)	-	\$44	\$77	\$719
Avg Sale Price (Mil.)	-	\$44	\$7.0	\$2.5
Sale Price Per SF	-	\$79	\$71	\$87
Cap Rate	-	5.6%	6.9%	7.7%

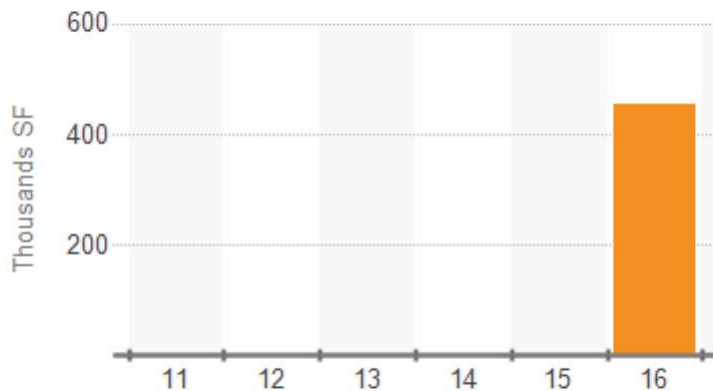
Vacancy Rate



Asking Rent Per SF



Net Absorption



Probability of Leasing in Months

