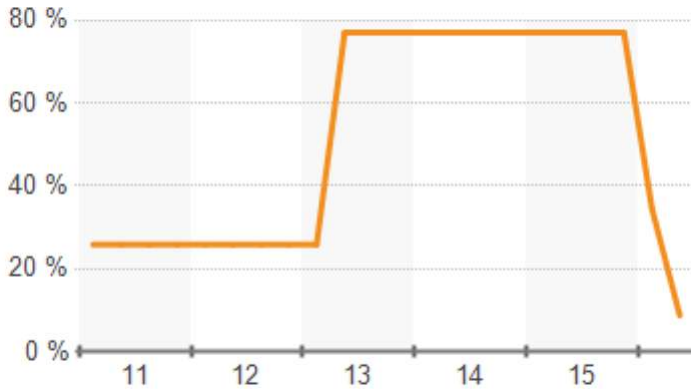


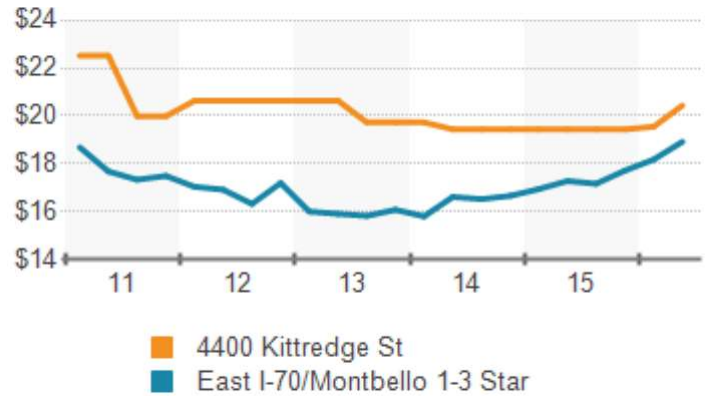
# 4400 Kittredge St East I-70/Montbello Submarket

Office	4400 Kittredge St	East I-70/Montbello 1-3 Star	East I-70/Montbello	Denver
Buildings	1	74	81	5,117
Existing SF	62,456	2,292,498	2,927,766	161,577,416
Average Building SF	62,456	30,979	36,145	31,576
Under Construction	-	-	-	3,416,621
<b>Leasing</b>				
Gross Rent Per SF	\$20.44	\$18.92	\$19.86	\$24.97
Vacancy Rate	8.7%	8.1%	7.4%	10.4%
Available Spaces	1	42	53	4,892
Available SF	5,449	137,945	261,311	25,220,096
12 Mo. Absorption SF	42,659	84,194	179,913	3,028,600
12 Mo. Leasing SF	42,659	148,633	157,352	12,841,277
<b>Sales Past Year</b>				
Properties	-	4	4	347
Sales Volume (Mil.)	-	\$8.8	\$8.8	\$2,499
Avg Sale Price (Mil.)	-	\$2.2	\$2.2	\$8.0
Sale Price Per SF	-	\$86	\$86	\$188
Cap Rate	-	-	-	7.1%

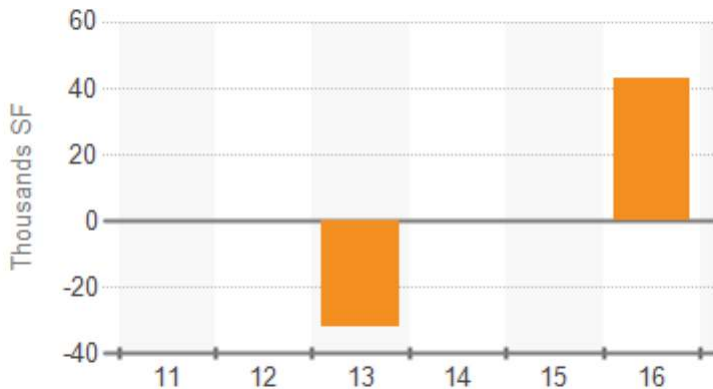
## Vacancy Rate



## Gross Asking Rent Per SF



## Net Absorption



## Probability of Leasing in Months

