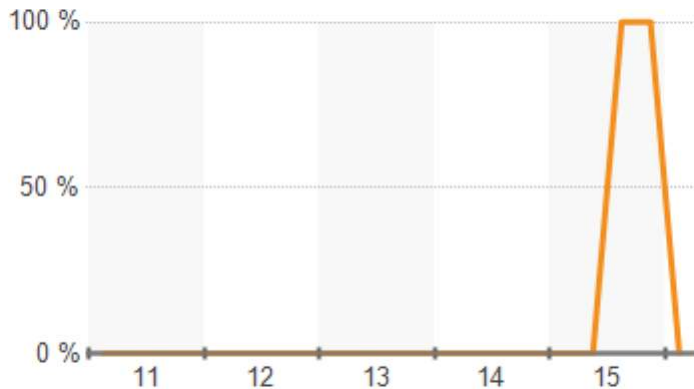


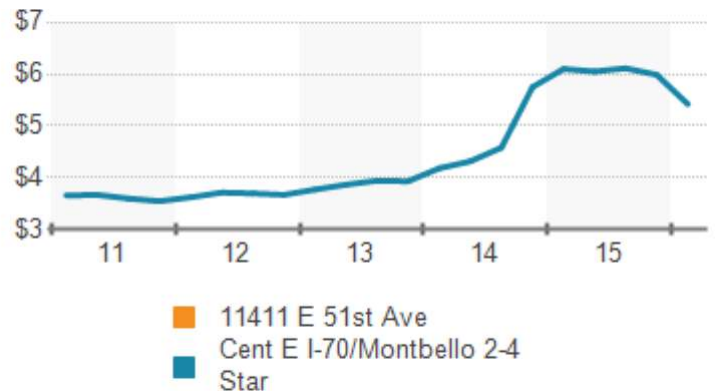
Daltile Cent E I-70/Montbello Ind Submarket

Industrial	11411 E 51st Ave	Cent E I-70/Montbello 2-4 Star	Cent E I-70/Montbello	Denver
Buildings	1	268	303	6,406
Existing SF	56,897	14,730,879	17,476,825	192,747,684
Average Building SF	56,897	54,965	57,679	30,088
Under Construction	-	-	163,000	2,940,681
Leasing				
Rent Per SF	-	\$5.42	\$5.28	\$6.82
Vacancy Rate	0.0%	3.1%	2.6%	3.2%
Available Spaces	0	30	32	536
Available SF	0	781,385	998,985	11,941,836
12 Mo. Absorption SF	0	18,575	93,169	735,594
12 Mo. Leasing SF	0	1,397,158	1,691,783	11,151,905
Sales Past Year				
Properties	1	14	16	353
Sales Volume (Mil.)	\$4.3	\$31	\$34	\$723
Avg Sale Price (Mil.)	\$4.3	\$2.6	\$2.4	\$2.4
Sale Price Per SF	\$76	\$87	\$87	\$82
Cap Rate	-	11.5%	11.5%	7.7%

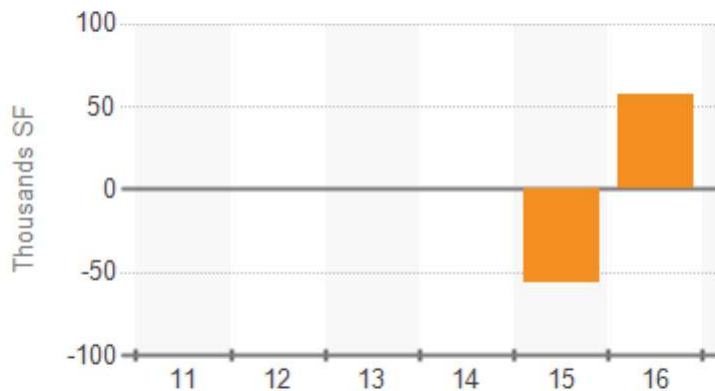
Vacancy Rate



Asking Rent Per SF



Net Absorption



Probability of Leasing in Months

