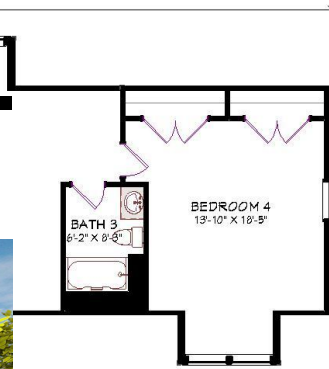
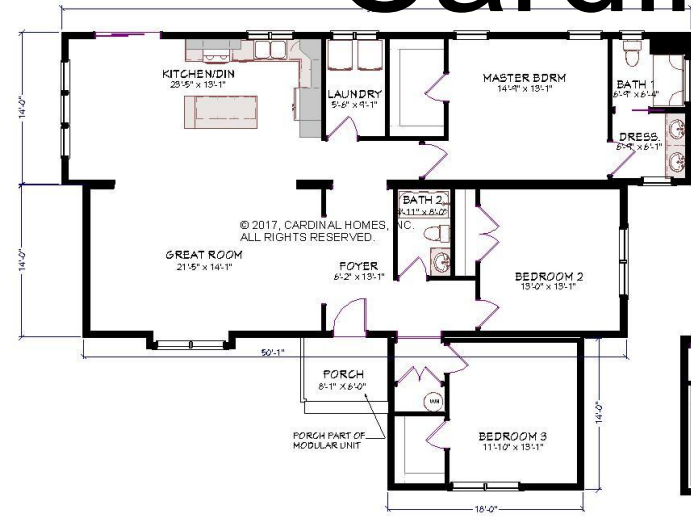




Cardinal Homes Inc.

NEW PLAN DESIGNS



Cardinal Homes

Table Of Contents

Tiny Living Collection Models

Tupelo-392 sq. ft. ranch pages 6-7
Stonewall-504 sq. ft. ranch pages 8-9
Yellowstone-587 sq. ft. cape pages 10-12
Brantley-608 sq. ft. ranch pages 13-14
Biscayne-672 sq. ft. ranch pages 15-16
Yosemite-728 sq. ft. ranch pages 17-19
Denali-728 sq. ft. ranch pages 20-21
Yellowstone II-755 sq. ft. cape pages 22-24
Warren-840 sq. ft. ranch pages 25-26
Greenville-840 sq. ft. ranch pages 27-28
Danbury-840 sq. ft. ranch pages 29-30
Haywood-840 sq. ft. ranch pages 31-32
Lanier-840 sq. ft. ranch pages 33-34
Whitney-840 sq. ft. ranch pages 35-36
Tipton-960 sq. ft. ranch pages 37-38
Harper-960 sq. ft. ranch pages 39-41

Value Living Collection Models

Evelyn-1232 sq. ft. ranch pages 43-44
Evelyn II-1288 sq. ft. ranch pages 45-46
Kylie-1288 sq. ft. ranch pages 47-48
Bailey-1400 sq. ft. ranch pages 49-50
Paisley-1441 sq. ft. cape pages 51-55
Paisley II-1441 sq. ft. cape pages 56-58
Riley-1456 sq. ft. ranch pages 59-60
Brooklyn-1568 sq. ft. ranch pages 61-62
Finley-1568 sq. ft. ranch pages 63-64
Emery-1680 sq. ft. ranch pages 65-66
Hannah-1680 sq. ft. ranch pages 67-68
Addison-1736 sq. ft. ranch pages 69-71
Adeline-1792 sq. ft. ranch pages 72-73
Teagan-2016 sq. ft. two story pages 74-76
Hadley-2352 sq. ft. two story pages 77-81
Kinsley-2969 sq. ft. cape pages 82-84
Emerson-2999 sq. ft. cape pages 85-87

Table of Contents

Classic Living Collection

Camden-1148 sq. ft. ranch
Avery-1288 sq. ft. ranch
Chatham-1288 sq. ft. ranch
Taylor-1344 sq. ft. ranch
Covington-1344 sq. ft. ranch
Hamilton-1400 sq. ft. ranch
Lancaster-1428 sq. ft. ranch
Caryton II-1484 sq. ft. ranch
Walton-1568 sq. ft. ranch
Laurelwood II-1652 sq. ft. ranch
Overbrook-1685 sq. ft. cape
Woodside-1685 sq. ft. cape
Charleston-1722 sq. ft. ranch
Finwick II-1728 sq. ft. two story
Pinewood-1764 sq. ft. ranch
Hartwell-1764 sq. ft. ranch
Southampton-1778 sq. ft. ranch
Randolph II-1792 sq. ft. ranch
Glenwood II-1892 sq. ft. two story
Kayland II-1820 sq. ft. ranch
Hanford-1845 sq. ft. cape
Boydton II-1892 sq. ft. ranch
Dorchester-1892 sq. ft. ranch
Haverton II-1974 sq. ft. ranch
Graham-1974 sq. ft. two story
Willow-2016 sq. ft. two story
Rutledge II-2097 sq. ft. two story

Glenwood III-2149 sq. ft. two story
Arcadia II-2156 sq. ft. ranch
Creekside II-2188 sq. ft. cape
Hanover-2280 sq. ft. cape
Hanover II-2280 sq. ft. cape
Everly-2352 sq. ft. two story
West Point-2357 sq. ft. cape
Brighton II-2464 sq. ft. ranch
Peyton-2562 sq. ft. two story
Davenside II-2798 sq. ft. cape
Laurelridge II-2804 sq. ft. cape
Waterside II-2865 sq. ft. cape
Oakton II-2929 sq. ft. cape
Bridgeside II-3211 sq. ft. cape
Morganton II-3471 sq. ft.
Rutherford-3982 sq. ft. cape

Table Of Contents

Coastal Living Collection Models

Currituck-1064 sq. ft. ranch
Kitty Hawk-1216 sq. ft. ranch
Pompano-1344 sq. ft. ranch
Belle Glade-1456 sq. ft. ranch
Sanibel-1568 sq. ft. ranch
Buxton-1649 sq. ft. two story
Largo-1680 sq. ft. ranch
Hatteras-1773 sq. ft. two story
Hanover-2280 sq. ft. cape
Hanover II-2280 sq. ft. cape

Hybrid Modular Collection Models

Lexington-2147 sq. ft. ranch
Gaston-2212 sq. ft. ranch

TINY LIVING COLLECTION

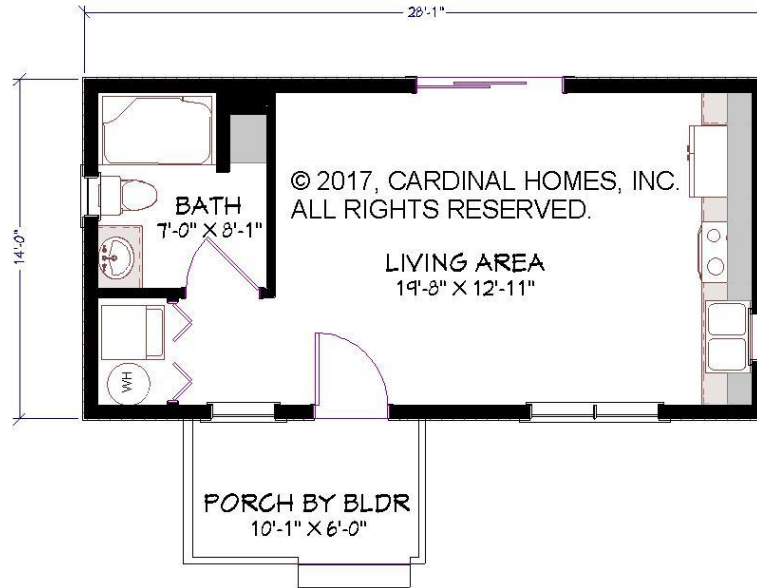


Tupelo 392 sq ft

Optional decorative exterior features that are shown on renderings are not included in default pricing. Always refer to sales order for exact specifications and options.



Tupelo 392 sq ft cabin



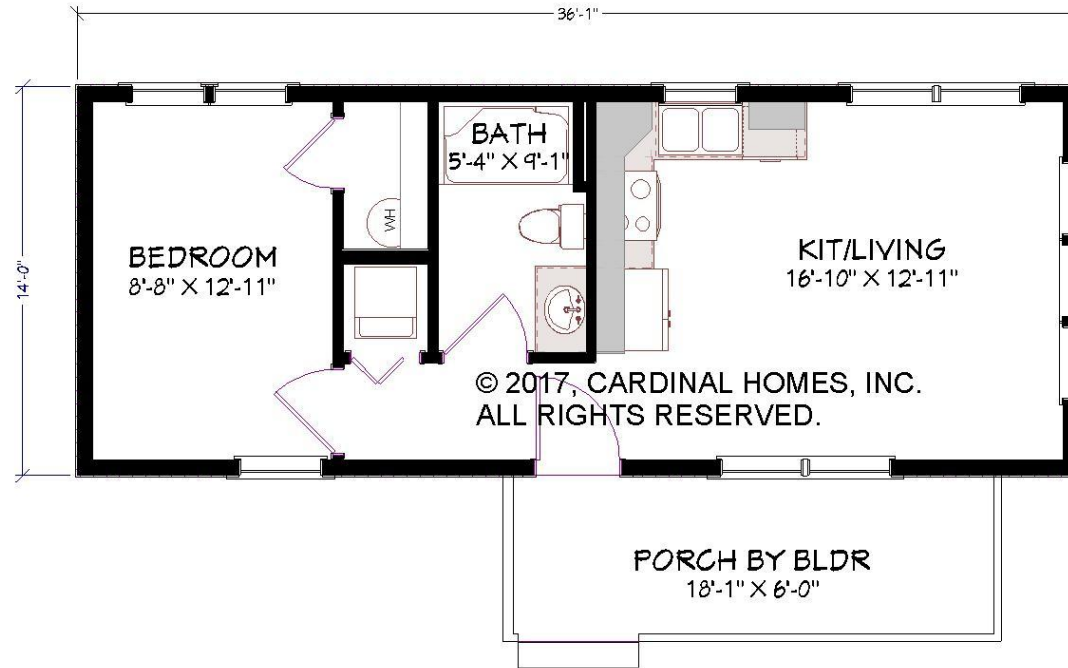
TUPELO
392 SQ. FT.

Stonewall 504 sq ft

Optional decorative exterior features that are shown on renderings are not included in default pricing. Always refer to sales order for exact specifications and options.



Stonewall 504 sq ft cabin



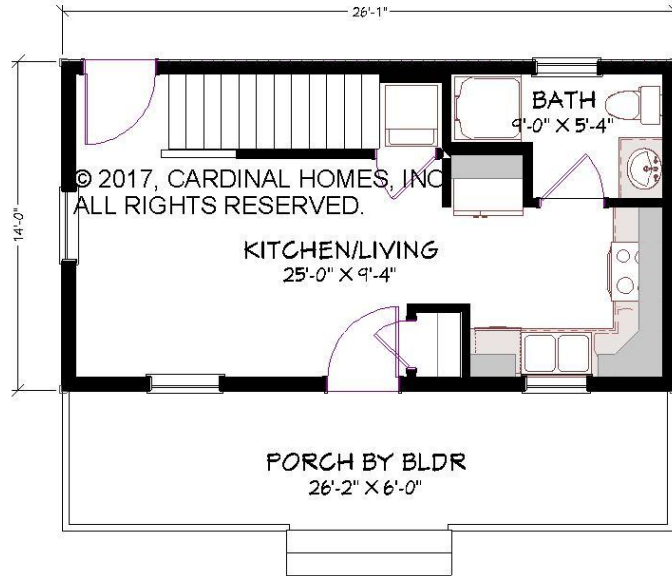
STONEWALL
504 SQ. FT.

Yellowstone 587 sq ft cape

Optional decorative exterior features that are shown on renderings are not included in default pricing. Always refer to sales order for exact specifications and options.

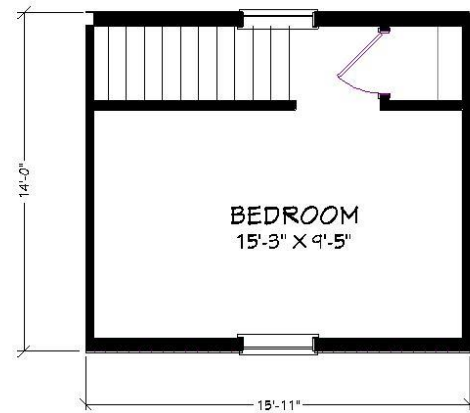


Yellowstone 587 sq ft cape cabin



YELLOWSTONE
587 SQ. FT.

Yellowstone 587 sq ft cape cabin



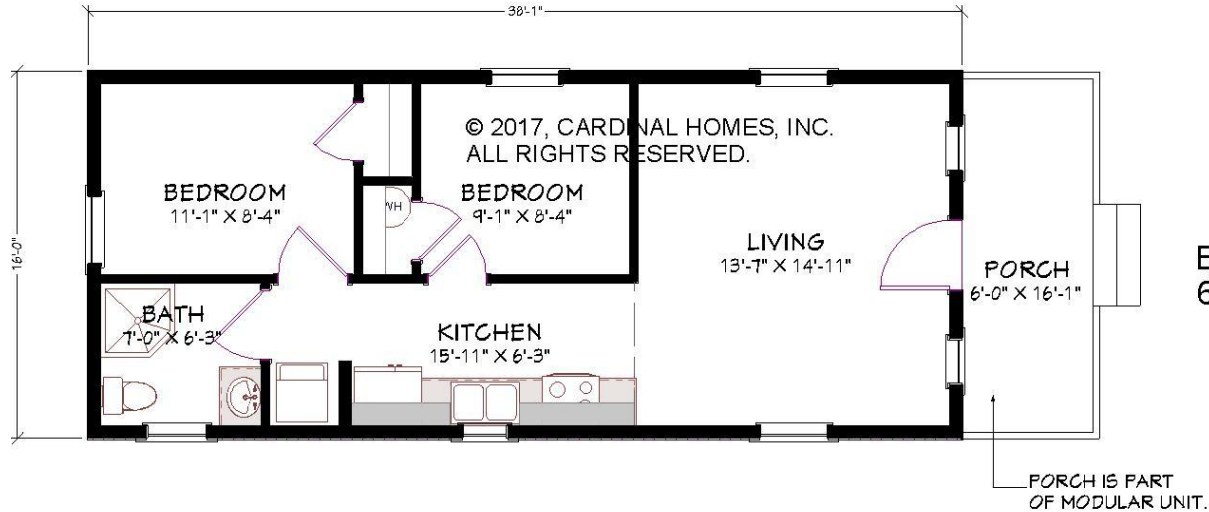
ALL CONSTRUCTION FOR UPPER LEVEL FLOOR
PLAN TO BE ON SITE BY BUILDER. UPPER
LEVEL LAYOUT IS SUGGESTIVE ONLY.

Brantley 608 sq ft

Optional decorative exterior features that are shown on renderings are not included in default pricing. Always refer to sales order for exact specifications and options.



Brantley 608 sq ft cabin



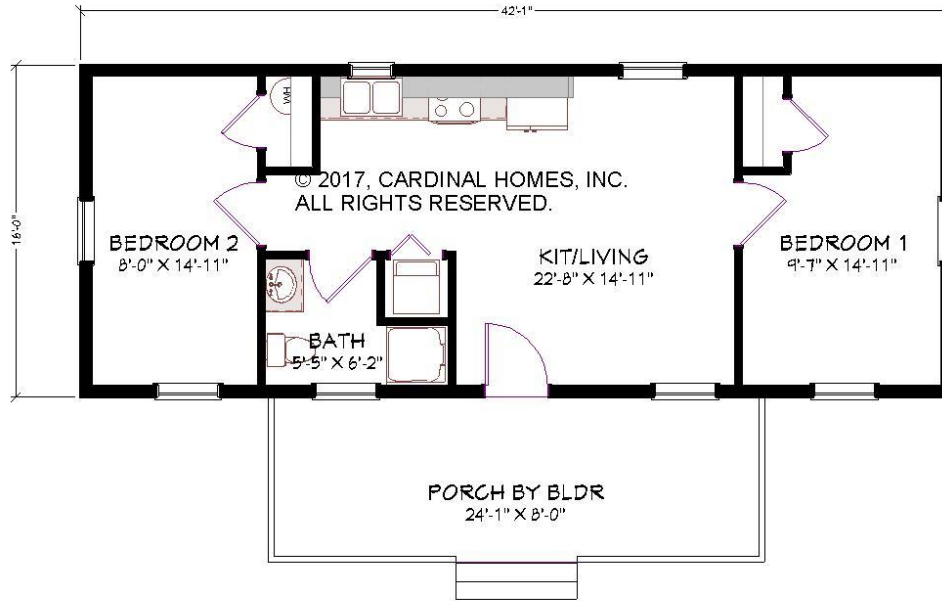
BRANTLEY
608 SQ. FT.

Biscayne 672 sq ft

Optional decorative exterior features that are shown on renderings are not included in default pricing. Always refer to sales order for exact specifications and options.



Biscayne 672 sq ft cabin



BISCAYNE
672 SQ. FT.

Yosemite 728 sq ft contemporary Elev A

Optional decorative exterior features that are shown on renderings are not included in default pricing. Always refer to sales order for exact specifications and options.

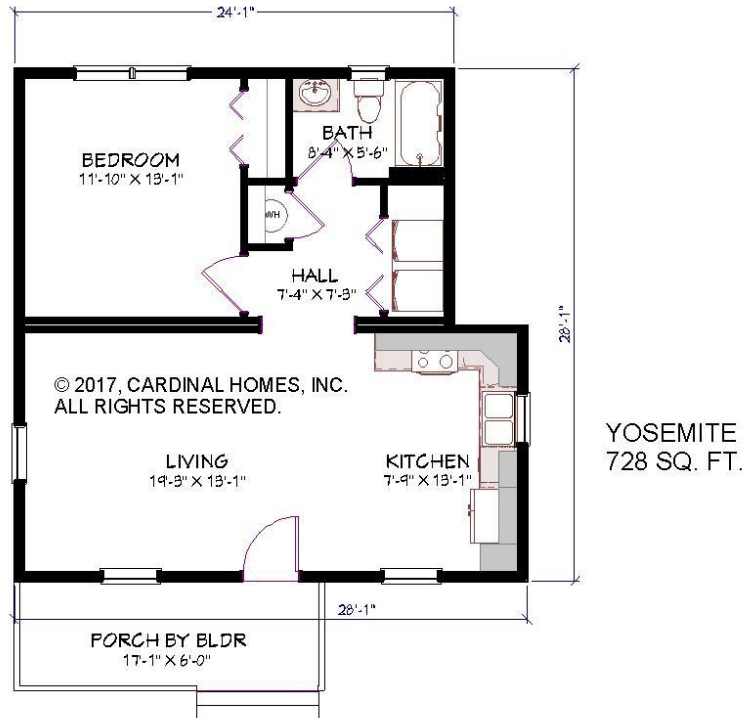


Yosemite 728 sq ft traditional Elev. B

Optional decorative exterior features that are shown on renderings are not included in default pricing. Always refer to sales order for exact specifications and options.



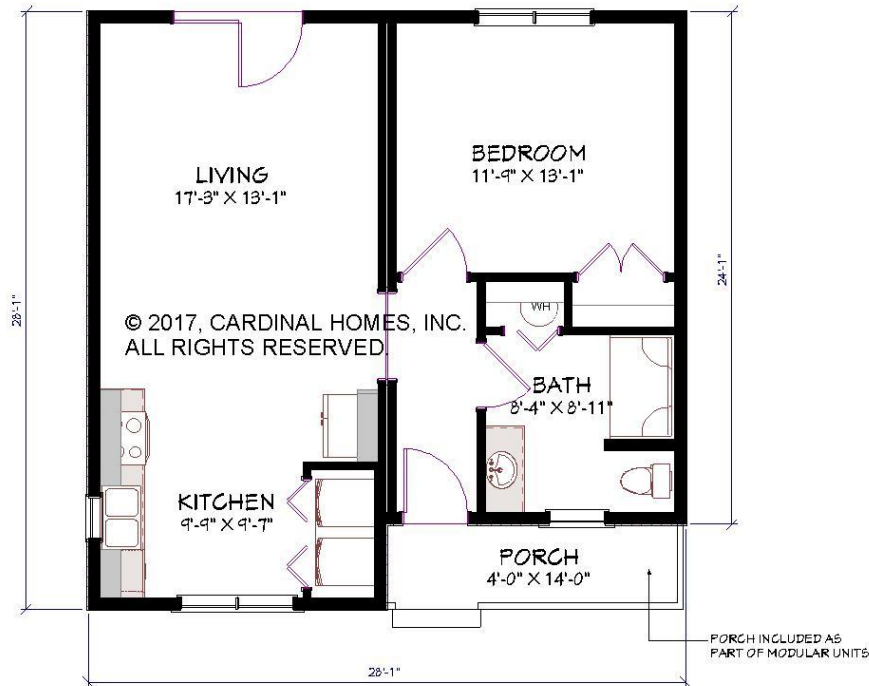
Yosemite 728 sq ft cabin



Denali 728 sq ft cabin - end design



Denali 728 sq ft cabin - end design



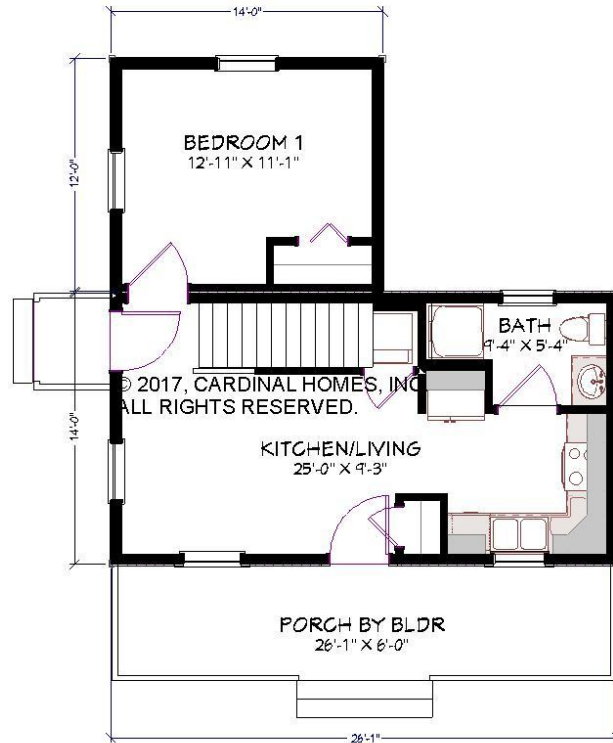
DENALI
728 SQ. FT.

Yellowstone II 755 sq ft cape cabin

Optional decorative exterior features that are shown on renderings are not included in default pricing. Always refer to sales order for exact specifications and options.



Yellowstone II 755 sq ft cape cabin



YELLOWSTONE II
755 SQ. FT.

Yellowstone II 755 sq ft cape cabin



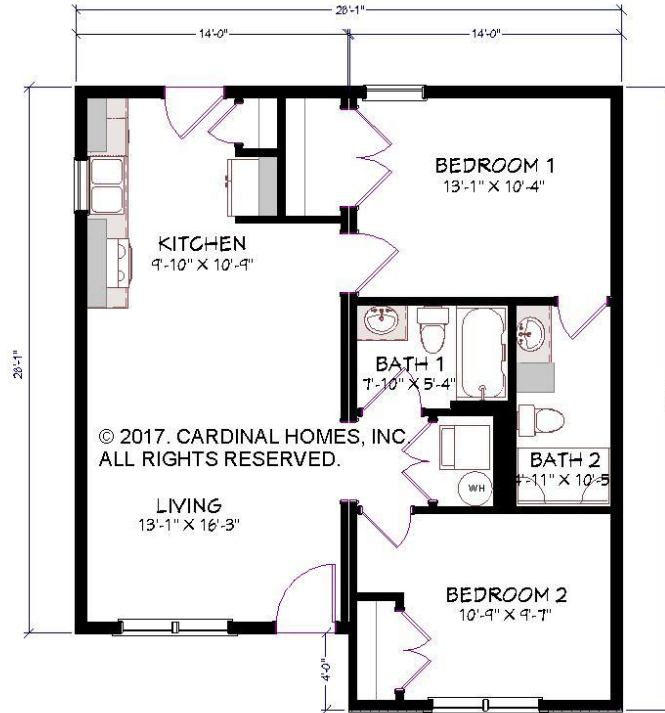
ALL CONSTRUCTION FOR UPPER LEVEL FLOOR
PLAN TO BE ON SITE BY BUILDER. UPPER
LEVEL LAYOUT IS SUGGESTIVE ONLY.

Warren 840 sq ft cabin

Optional decorative exterior features that are shown on renderings are not included in default pricing. Always refer to sales order for exact specifications and options.



Warren 840 sq. ft. cabin



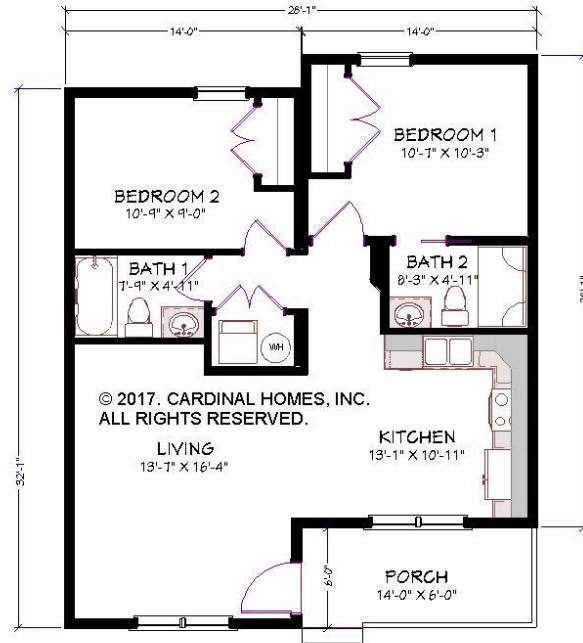
WARREN
840 SQ. FT.

Greenville 840 sq ft cabin

Optional decorative exterior features that are shown on renderings are not included in default pricing. Always refer to sales order for exact specifications and options.



Greenville 840 sq ft cabin



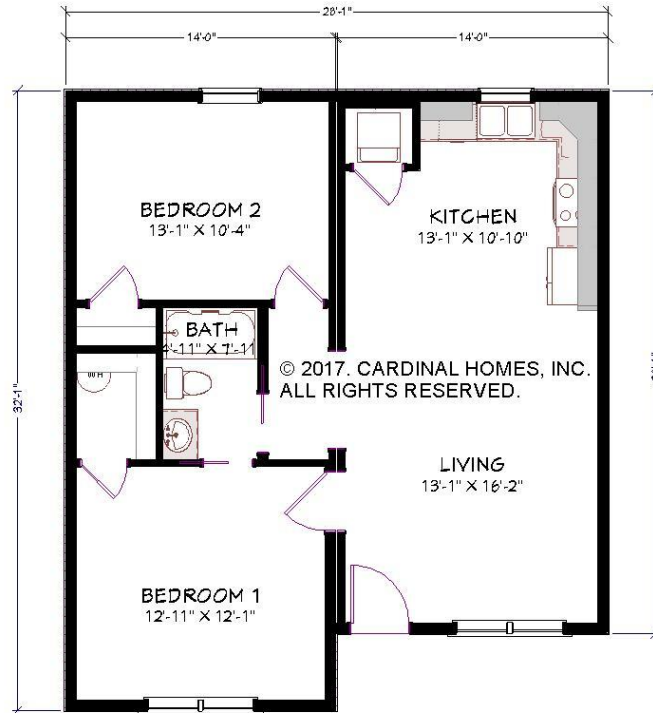
GREENVILLE
840 SQ. FT.

Danbury 840 sq ft cabin

Optional decorative exterior features that are shown on renderings are not included in default pricing. Always refer to sales order for exact specifications and options.



Danbury 840 sq ft cabin



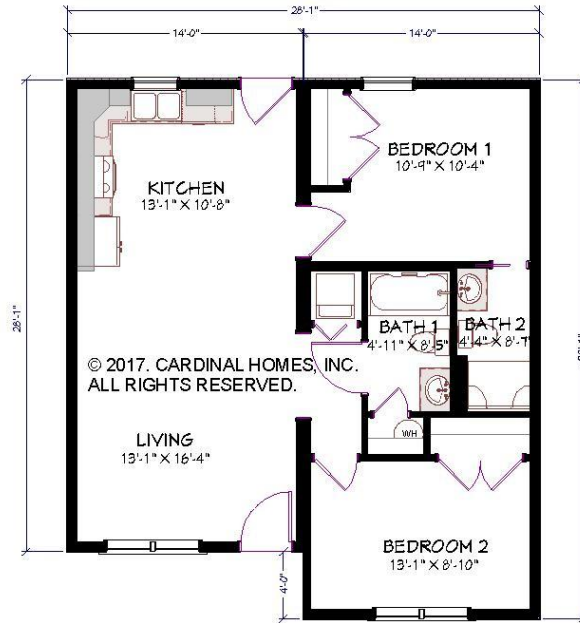
DANBURY
840 SQ. FT.

Haywood 840 sq ft cabin

Optional decorative exterior features that are shown on renderings are not included in default pricing. Always refer to sales order for exact specifications and options.



Haywood 840 sq ft cabin



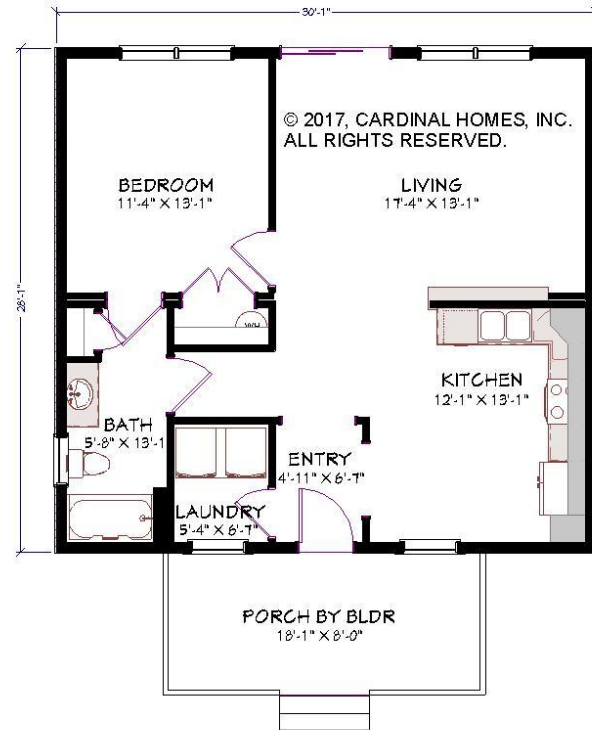
HAYWOOD
840 SQ. FT.

Lanier 840 sq ft cabin

Optional decorative exterior features that are shown on renderings are not included in default pricing. Always refer to sales order for exact specifications and options.



Lanier 840 sq ft cabin



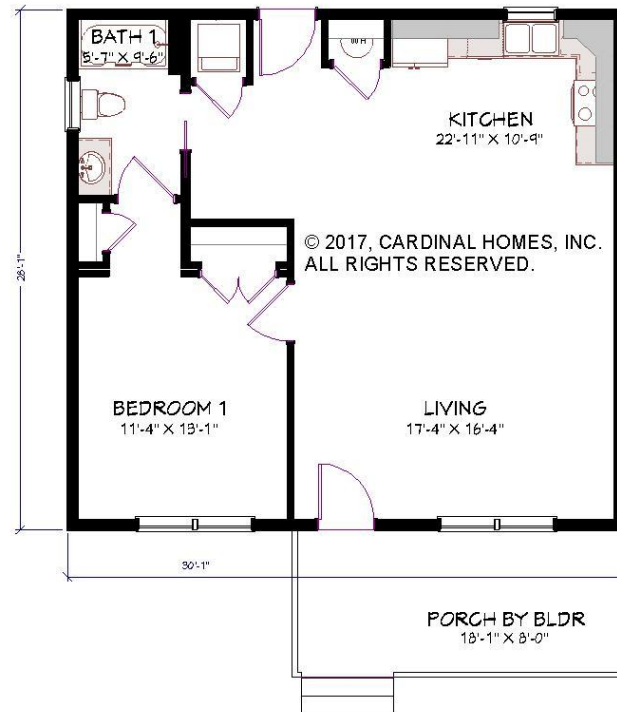
LANIER
840 SQ. FT.

Whitney 840 sq ft cabin

Optional decorative exterior features that are shown on renderings are not included in default pricing. Always refer to sales order for exact specifications and options.



Whitney 840 sq ft cabin



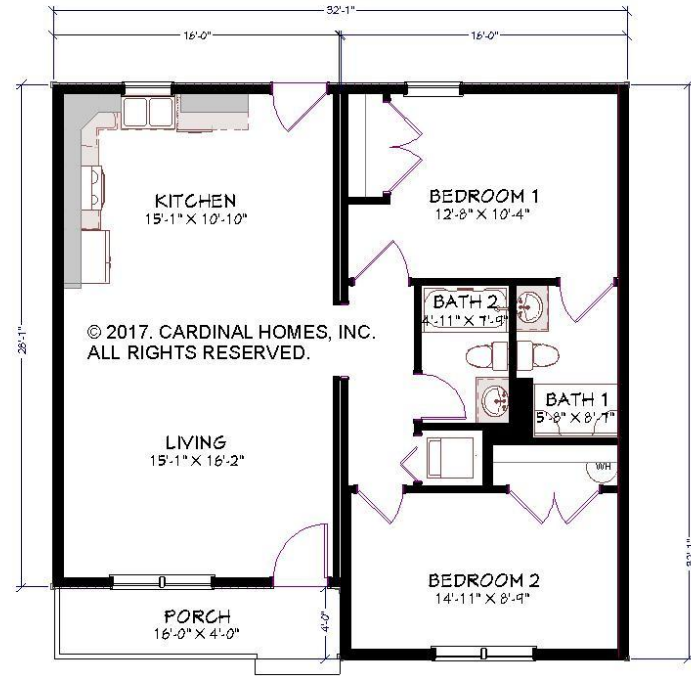
WHITNEY
840 SQ. FT.

Tipton 960 sq ft cabin

Optional decorative exterior features that are shown on renderings are not included in default pricing. Always refer to sales order for exact specifications and options.



Tipton 960 sq ft cabin



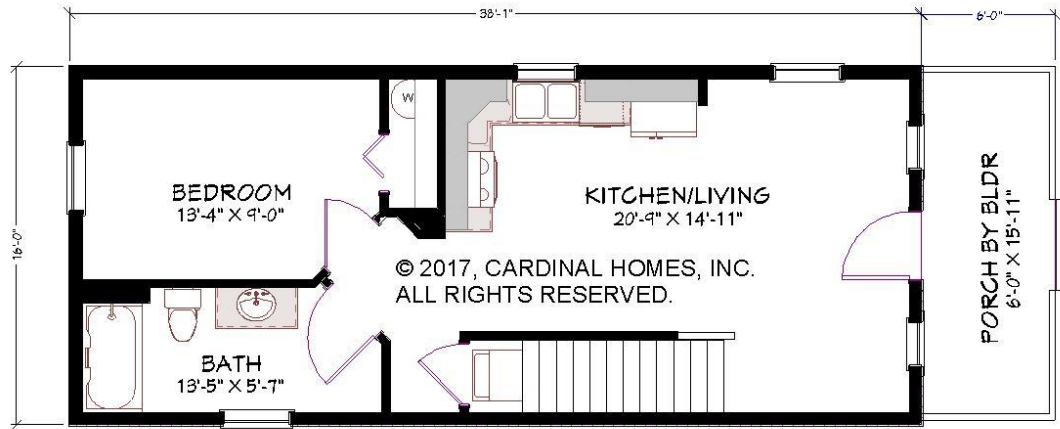
TIPTON
960 SQ. FT.

Harper 960 Sq ft cape cabin

Optional decorative exterior features that are shown on renderings are not included in default pricing. Always refer to sales order for exact specifications and options.



Harper 960 sq ft cape cabin

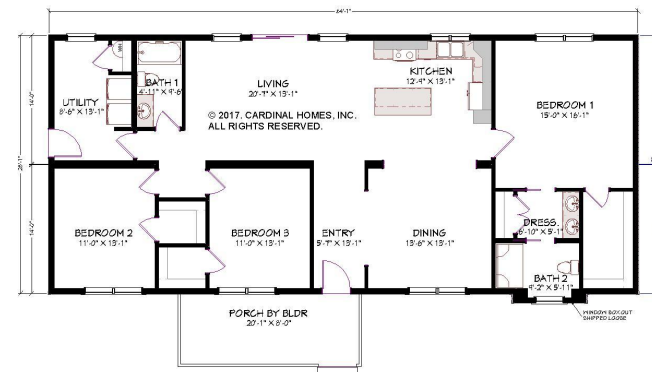


HARPER
608 SQ. FT. LOWER LEVEL
960 SQ. FT. TOTAL (INCLUDES UPPER
LEVEL UNFINISHED BONUS AREA)

Harper 960 sq ft cape cabin



VALUE LIVING COLLECTION

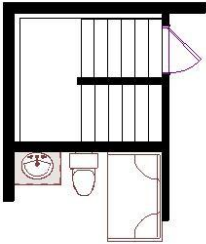


Evelyn 1232 sq. ft. ranch

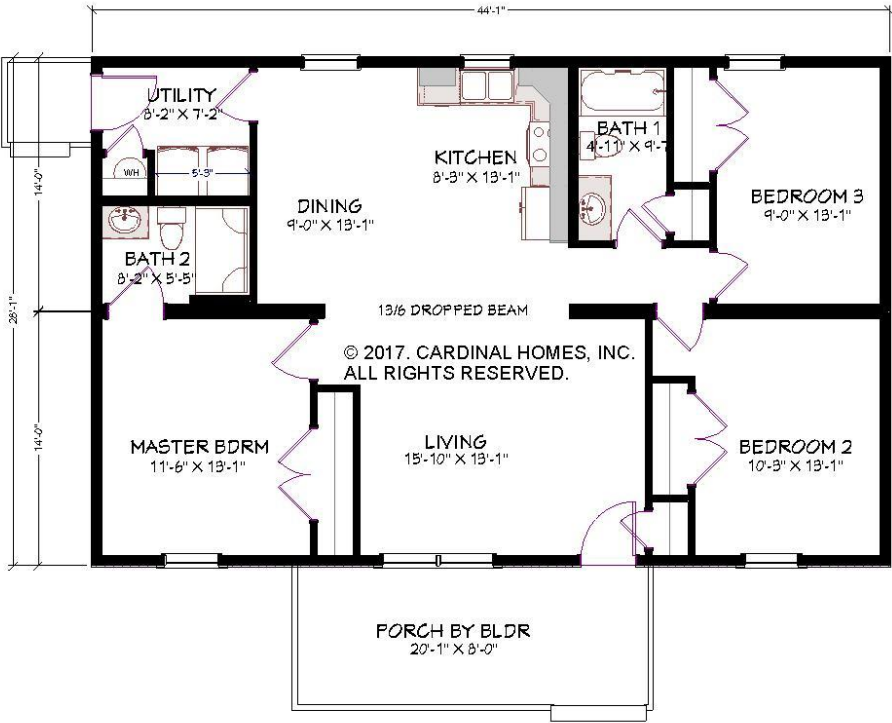
Optional decorative exterior features that are shown on renderings are not included in default pricing. Always refer to sales order for exact specifications and options.



Evelyn 1232 sq. ft. ranch



BASEMENT ALTERNATE



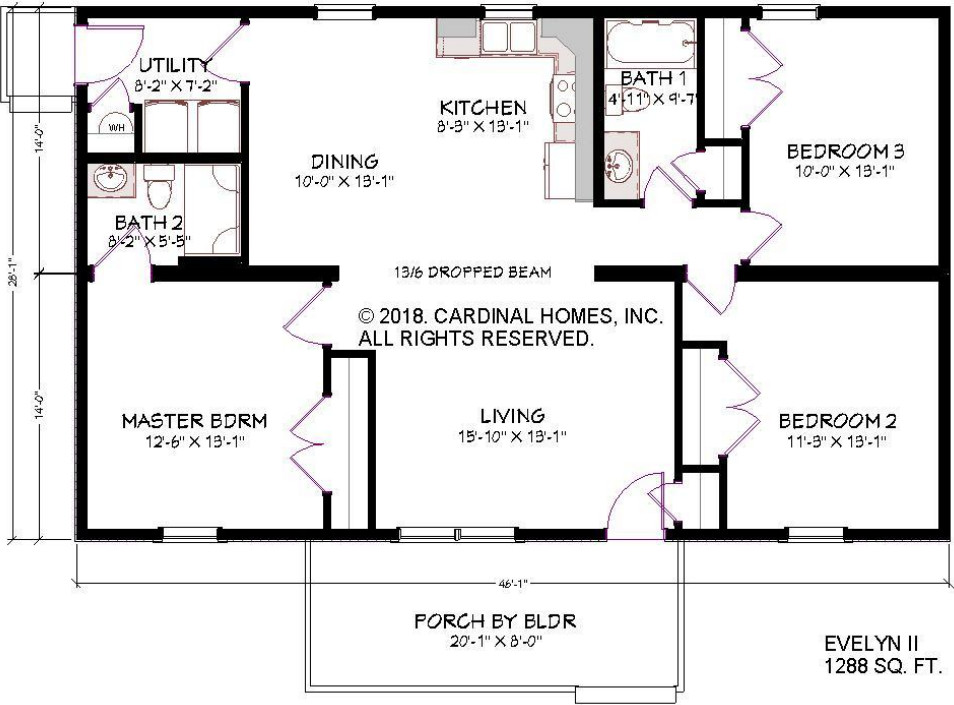
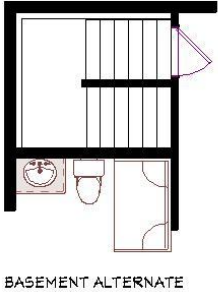
EVELYN
1232 SQ. FT.

Evelyn II 1288 sq. ft. ranch

Optional decorative exterior features that are shown on renderings are not included in default pricing. Always refer to sales order for exact specifications and options.



Evelyn II 1288 sq. ft. ranch

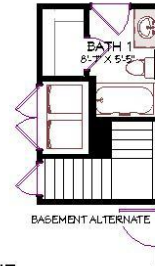
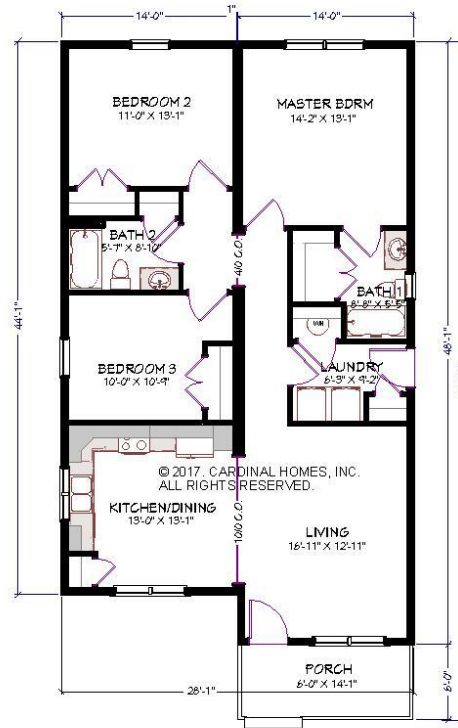


Kylie 1288 sq ft ranch

Optional decorative exterior features that are shown on renderings are not included in default pricing. Always refer to sales order for exact specifications and options.



Kylie 1288 sq ft ranch



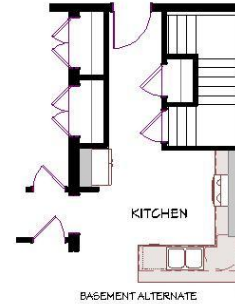
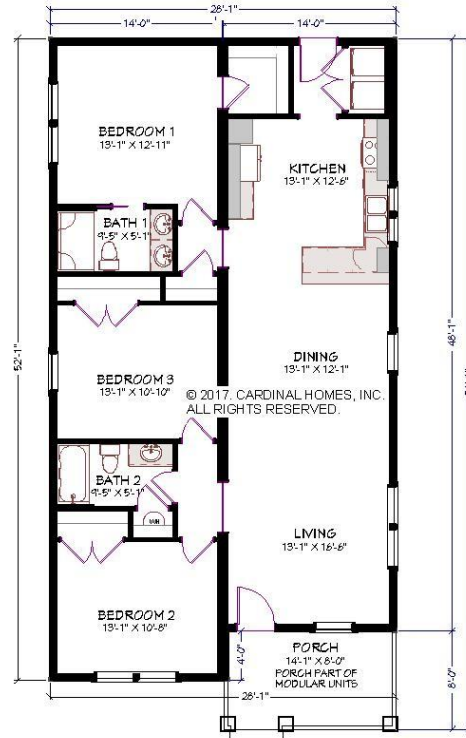
KYLIE
1288 SQ. FT.

Bailey-1400 sq. ft. ranch

Optional decorative exterior features that are shown on renderings are not included in default pricing. Always refer to sales order for exact specifications and options.



Bailey-1400 sq. ft. ranch



BAILEY
1400 SQ. FT.

Paisley 1441 sq ft Cape Elev A

Optional decorative exterior features that are shown on renderings are not included in default pricing. Always refer to sales order for exact specifications and options.



Paisley 1441 sq ft Cape Elev B

Optional decorative exterior features that are shown on renderings are not included in default pricing. Always refer to sales order for exact specifications and options.

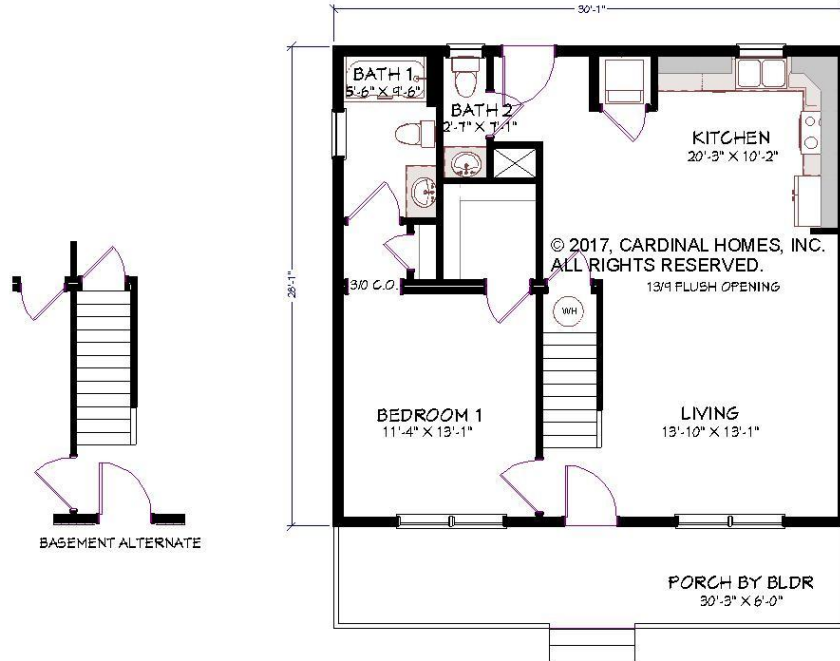


Paisley 1441 sq ft Cape Elev C

Optional decorative exterior features that are shown on renderings are not included in default pricing. Always refer to sales order for exact specifications and options.

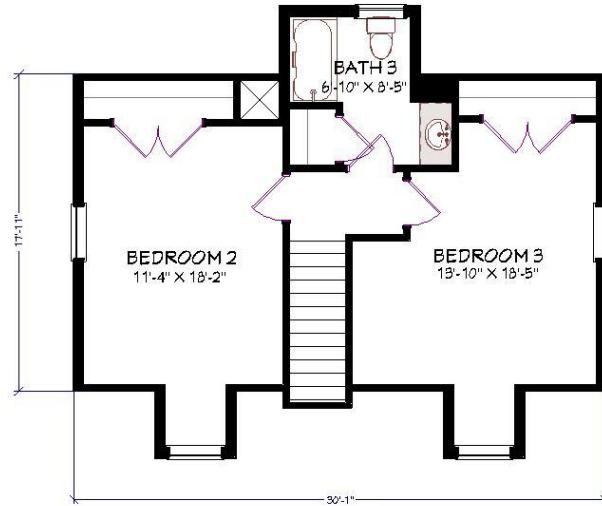


Paisley 1441 sq ft Cape



PAISLEY
840 SQ. FT. LOWER LEVEL
1441 SQ. FT. TOTAL (INCLUDES UPPER
LEVEL UNFINISHED BONUS AREA)

Paisley 1441 sq ft Cape



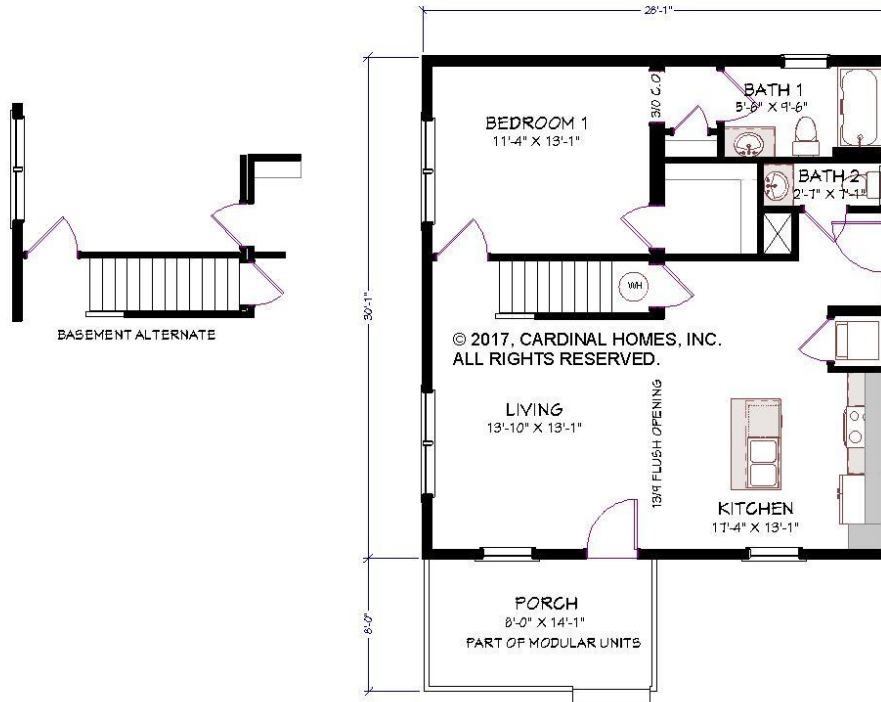
ALL CONSTRUCTION FOR UPPER LEVEL FLOOR
PLAN TO BE ON SITE BY BUILDER. UPPER
LEVEL LAYOUT IS SUGGESTIVE ONLY.

Paisley II 1441 sq ft Cape - end design

Optional decorative exterior features that are shown on renderings are not included in default pricing. Always refer to sales order for exact specifications and options.

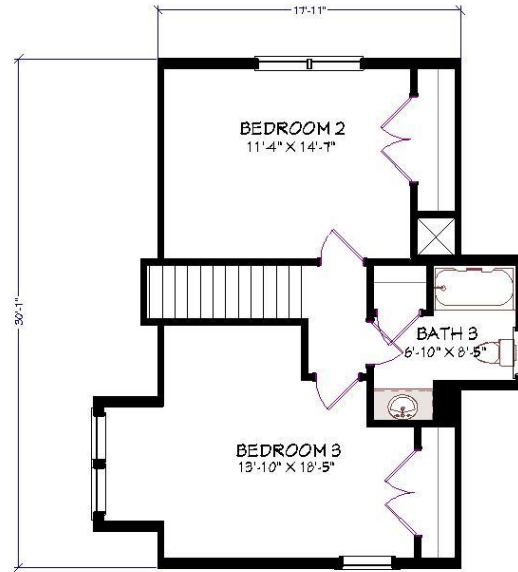


Paisley II 1441 sq ft Cape - end design



PAISLEY II
840 SQ. FT. LOWER LEVEL
1441 SQ. FT. TOTAL (INCLUDES UPPER
LEVEL UNFINISHED BONUS AREA)

Paisley II 1441 sq ft Cape - end design



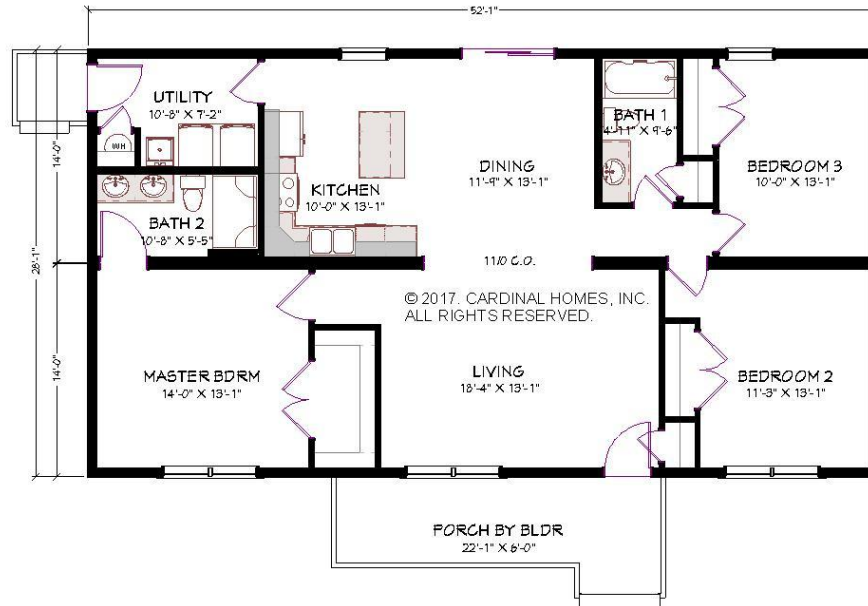
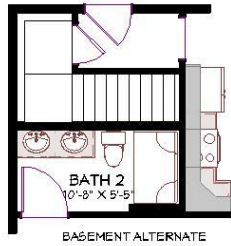
ALL CONSTRUCTION FOR UPPER LEVEL FLOOR
PLAN TO BE ON SITE BY BUILDER. UPPER
LEVEL LAYOUT IS SUGGESTIVE ONLY.

Riley 1456 sq. ft. ranch

Optional decorative exterior features that are shown on renderings are not included in default pricing. Always refer to sales order for exact specifications and options.



Riley 1456 sq. ft. ranch



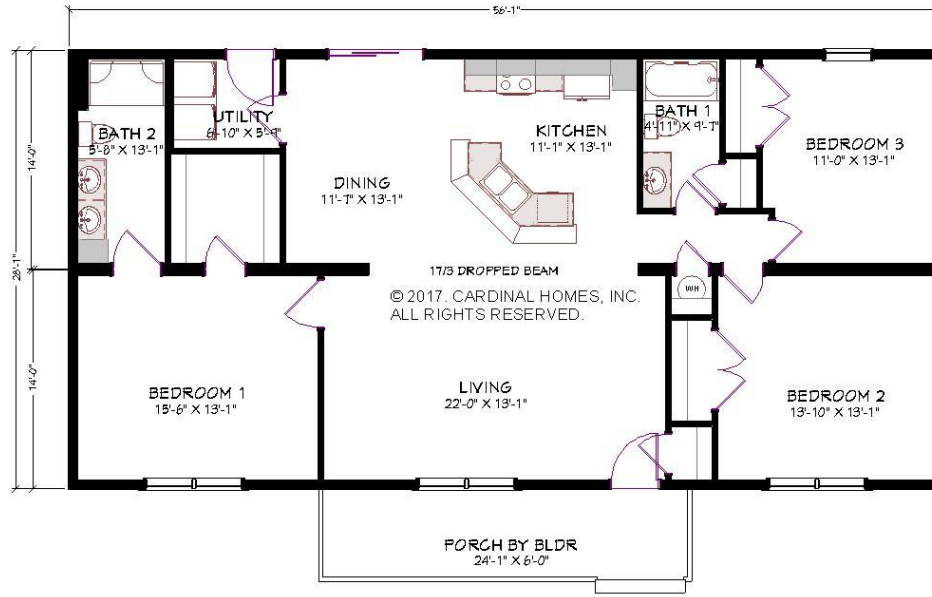
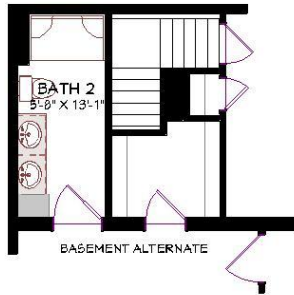
RILEY
1456 SQ FT

Brooklyn 1568 sq. ft. ranch

Optional decorative exterior features that are shown on renderings are not included in default pricing. Always refer to sales order for exact specifications and options.



Brooklyn 1568 sq. ft. ranch



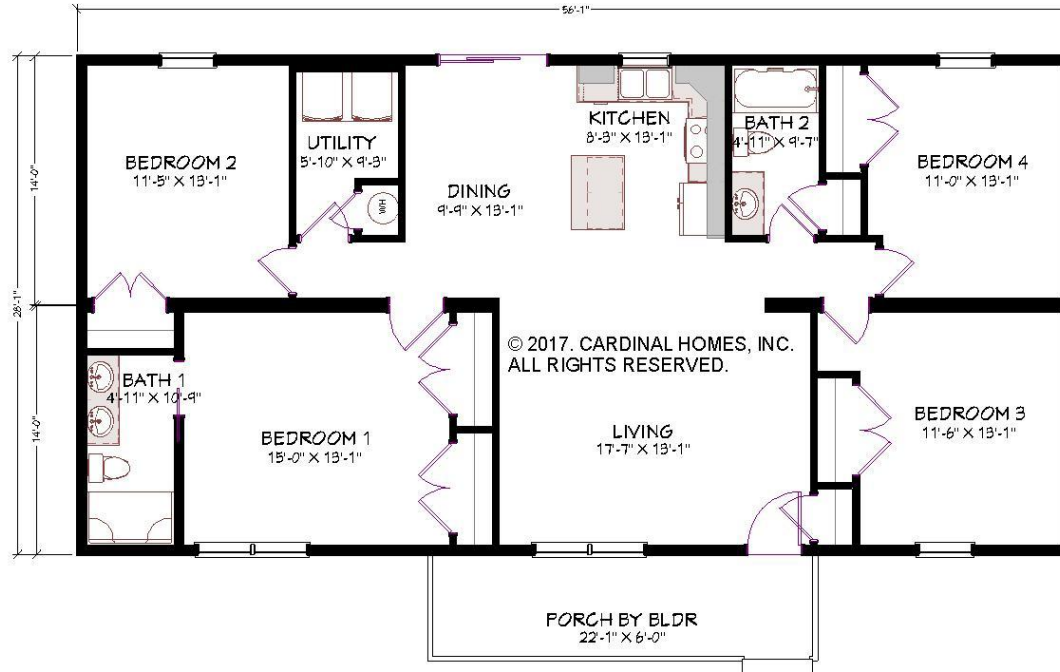
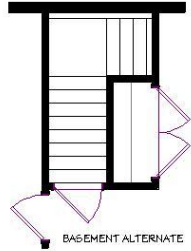
BROOKLYN
1568 SQ. FT.

Finley 1568 sq ft ranch

Optional decorative exterior features that are shown on renderings are not included in default pricing. Always refer to sales order for exact specifications and options.



Finley 1568 sq ft ranch

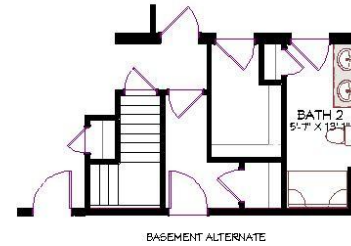
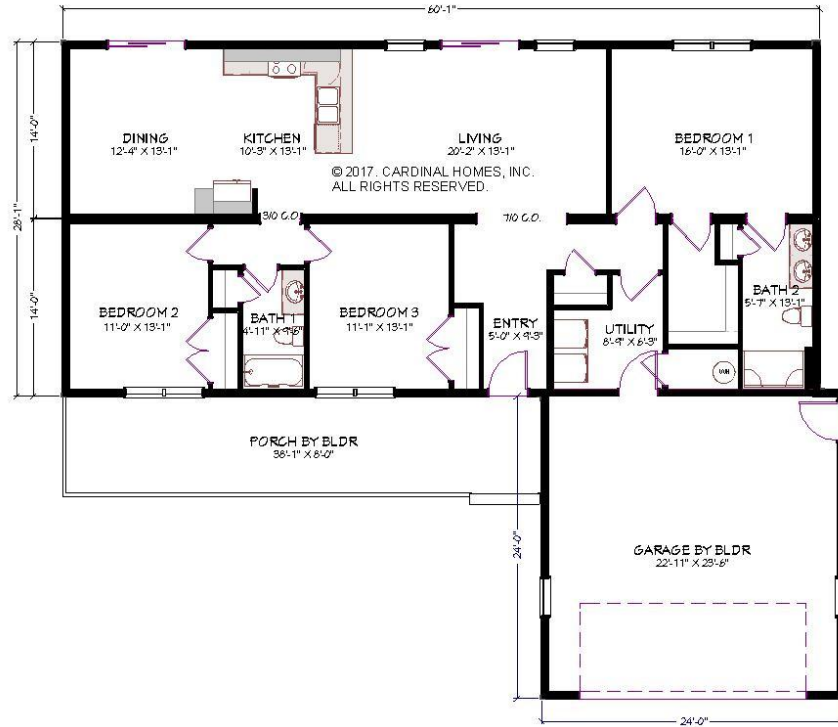


Emery 1680 sq. ft. ranch

Optional decorative exterior features that are shown on renderings are not included in default pricing. Always refer to sales order for exact specifications and options.



Emery 1680 sq. ft. ranch



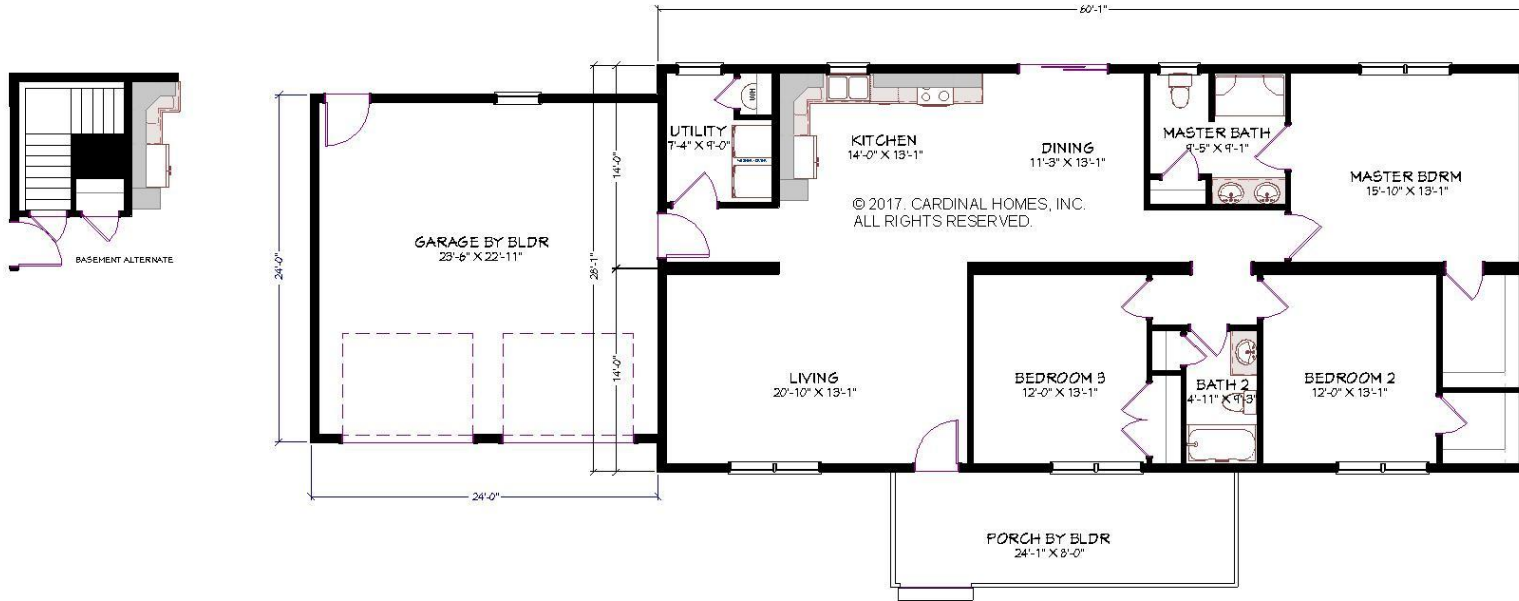
EMERY
1680 SQ. FT.

Hannah 1680 sq ft ranch

Optional decorative exterior features that are shown on renderings are not included in default pricing. Always refer to sales order for exact specifications and options.



Hannah 1680 sq ft ranch



Addison 1736 sq. ft. ranch Elev. A

Optional decorative exterior features that are shown on renderings are not included in default pricing. Always refer to sales order for exact specifications and options.

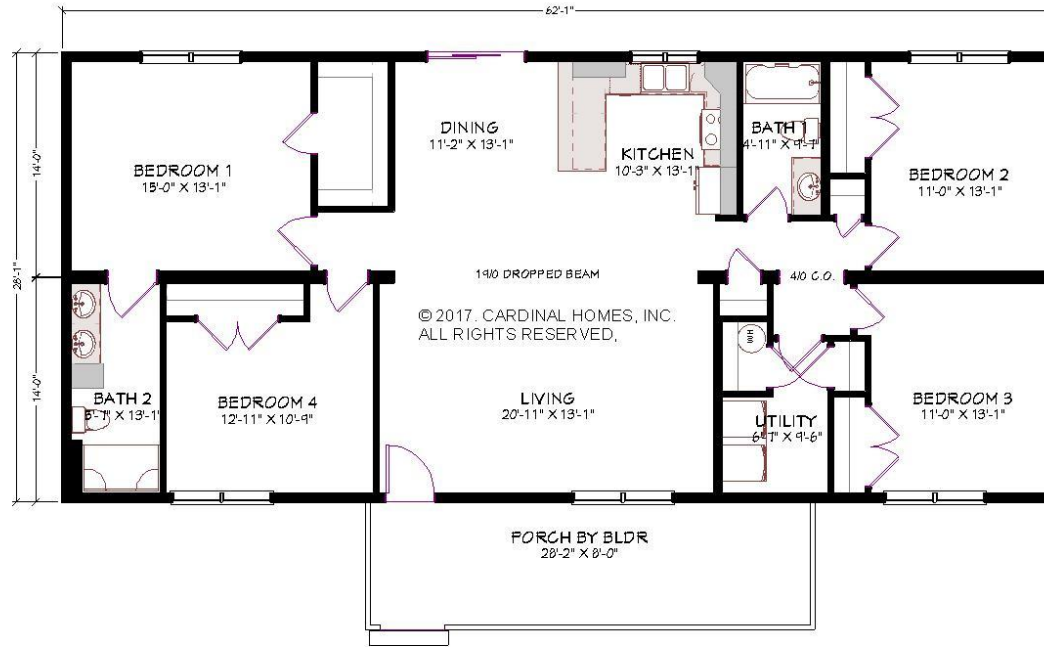


Addison 1736 sq. ft. ranch Elev. B

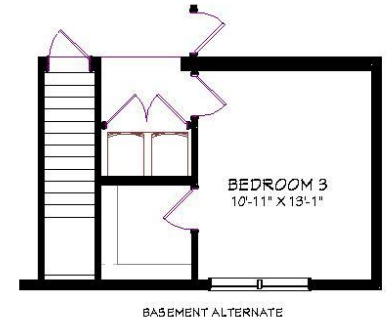
Optional decorative exterior features that are shown on renderings are not included in default pricing. Always refer to sales order for exact specifications and options.



Addison 1736 sq. ft. ranch



ADDISON
1736 SQ. FT.

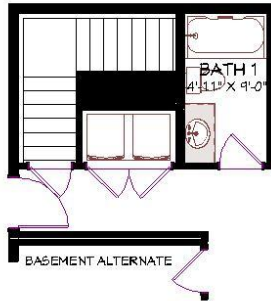


Adeline 1792 sq. ft. ranch

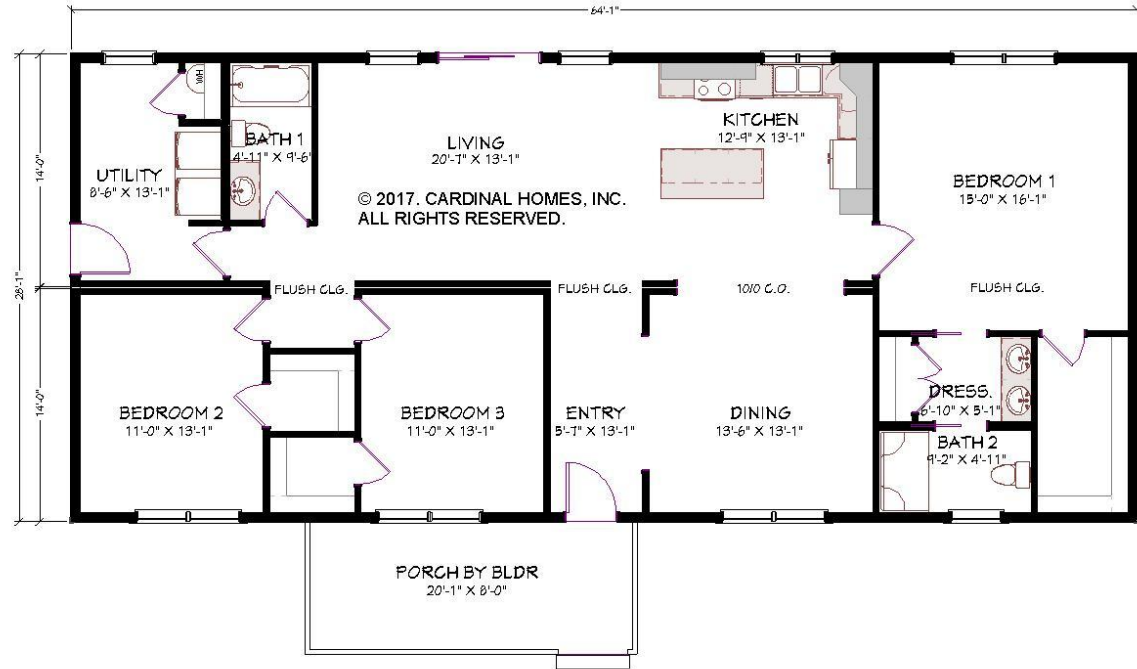
Optional decorative exterior features that are shown on renderings are not included in default pricing. Always refer to sales order for exact specifications and options.



Adeline 1792 sq. ft. ranch



ADELINE
1792 SQ. FT.

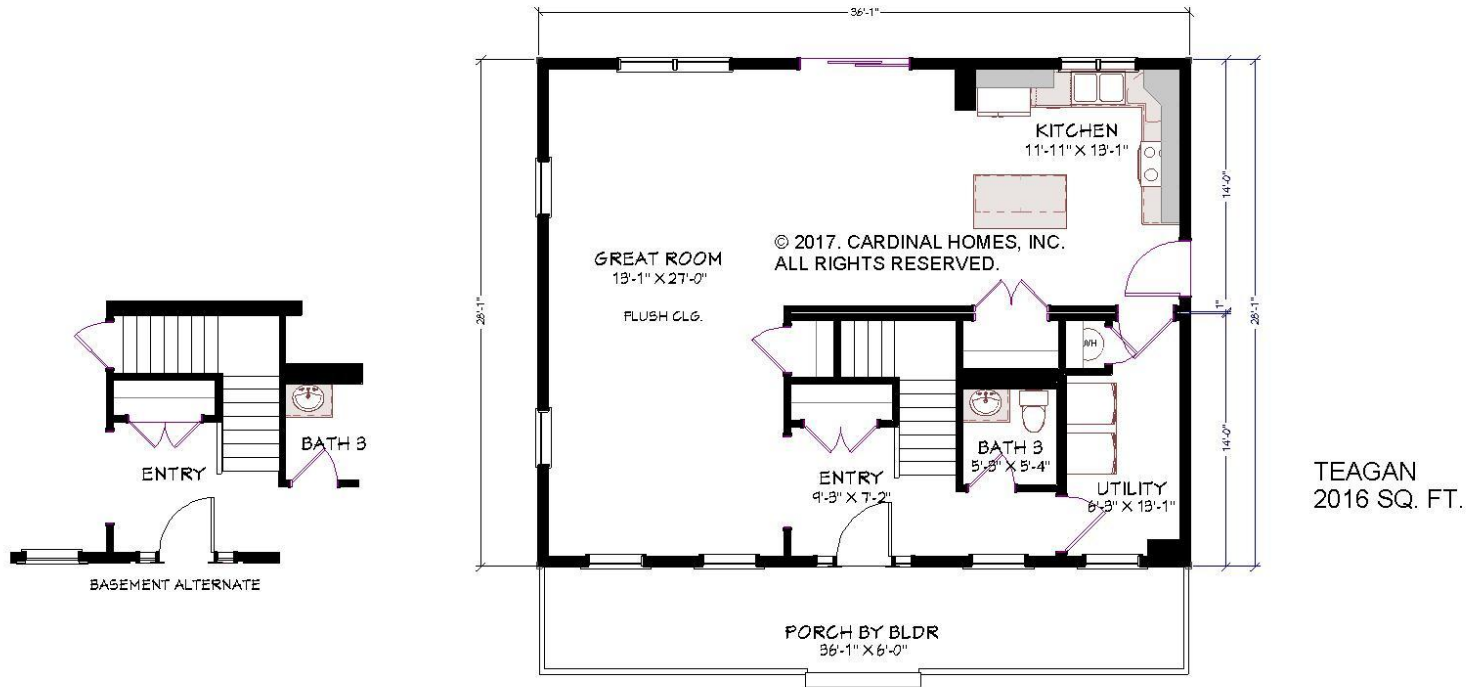


Teagan 2016 sq. ft. two story

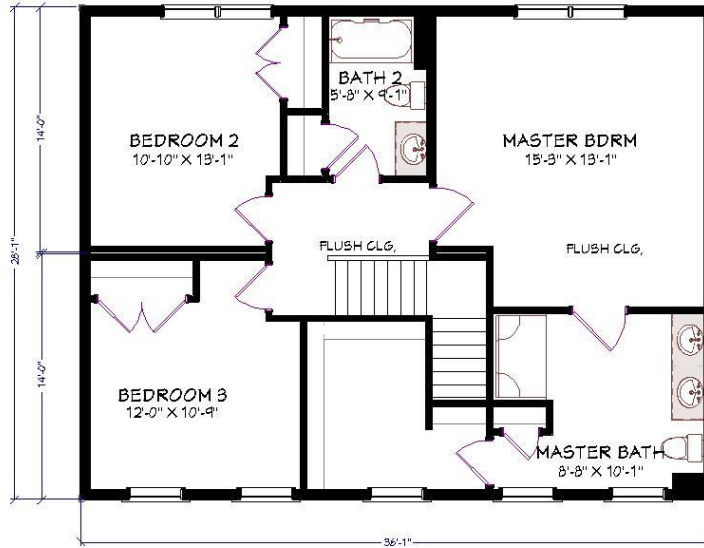
Optional decorative exterior features that are shown on renderings are not included in default pricing. Always refer to sales order for exact specifications and options.



Teagan 2016 sq. ft. two story



Teagan 2016 sq. ft. two story



Hadley 2352 sq. ft. two story Elevation A

Optional decorative exterior features that are shown on renderings are not included in default pricing. Always refer to sales order for exact specifications and options.

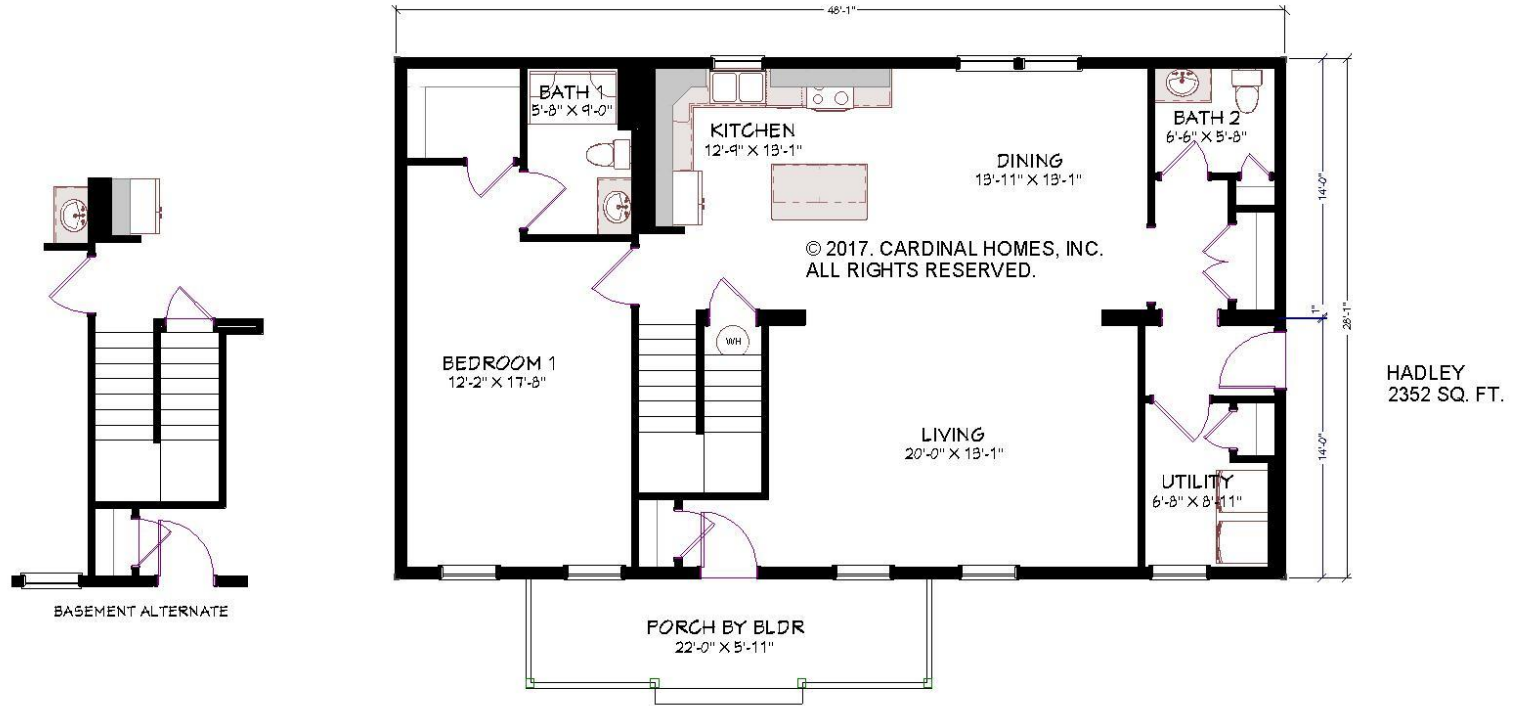


Hadley 2352 sq. ft. two story Elevation B

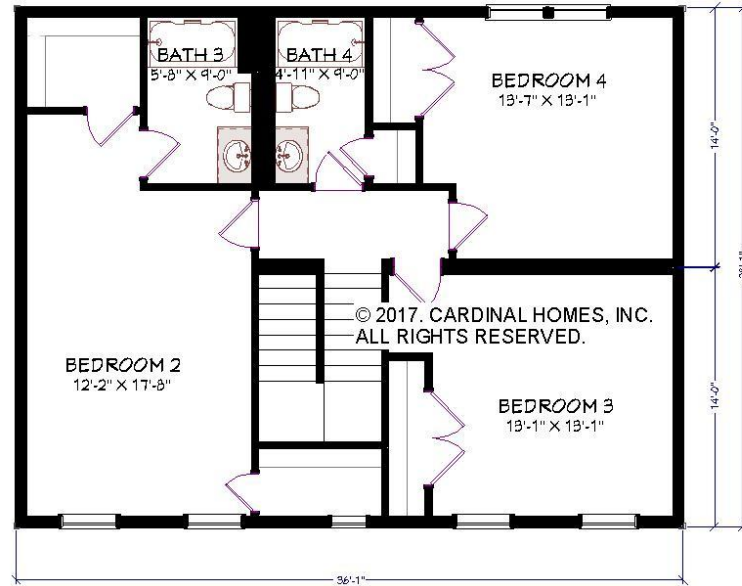
Optional decorative exterior features that are shown on renderings are not included in default pricing. Always refer to sales order for exact specifications and options.



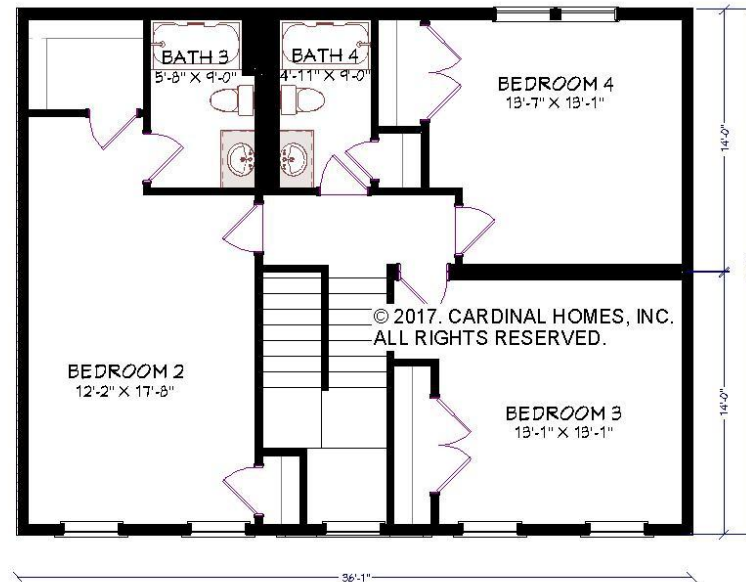
Hadley 2352 sq. ft. two story Elev B



Hadley 2352 sq. ft. two story Elev B



Hadley 2352 sq. ft. two story Elev. A

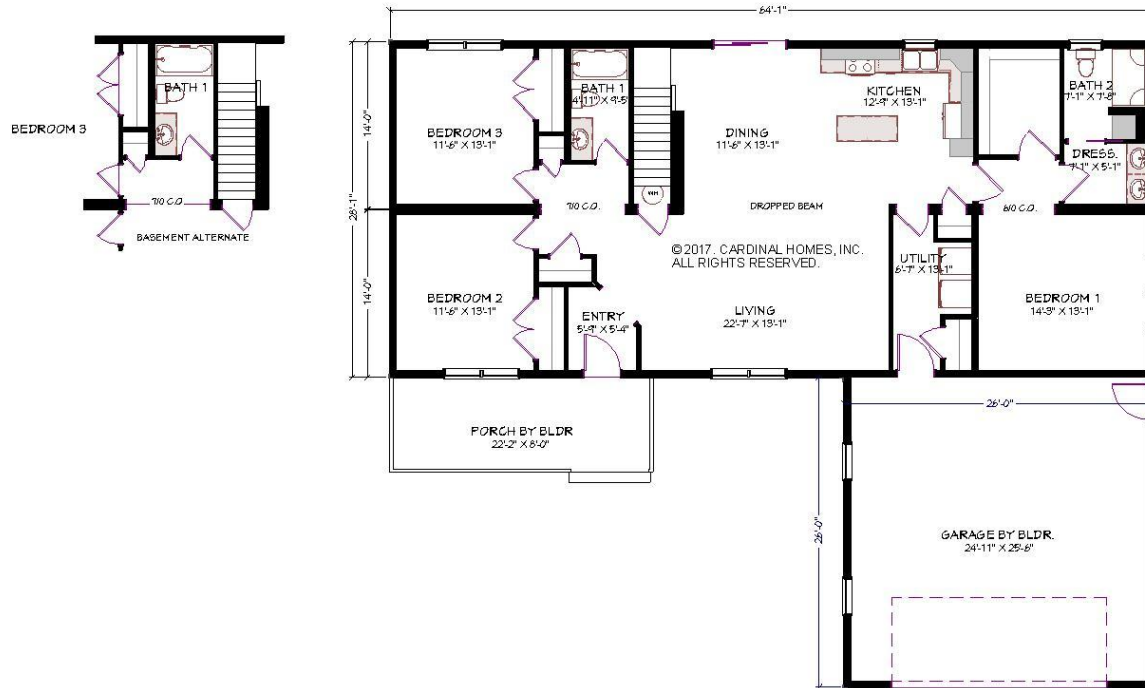


Kinsley 2969 sq. ft. cape

Optional decorative exterior features that are shown on renderings are not included in default pricing. Always refer to sales order for exact specifications and options.



Kinsley 2969 sq. ft. cape



KINSLEY
1792 SQ. FT. LOWER LEVEL
2969 SQ. FT. TOTAL (INCLUDES UPPER
LEVEL UNFINISHED BONUS AREA)

Kinsley 2969 sq. ft. cape



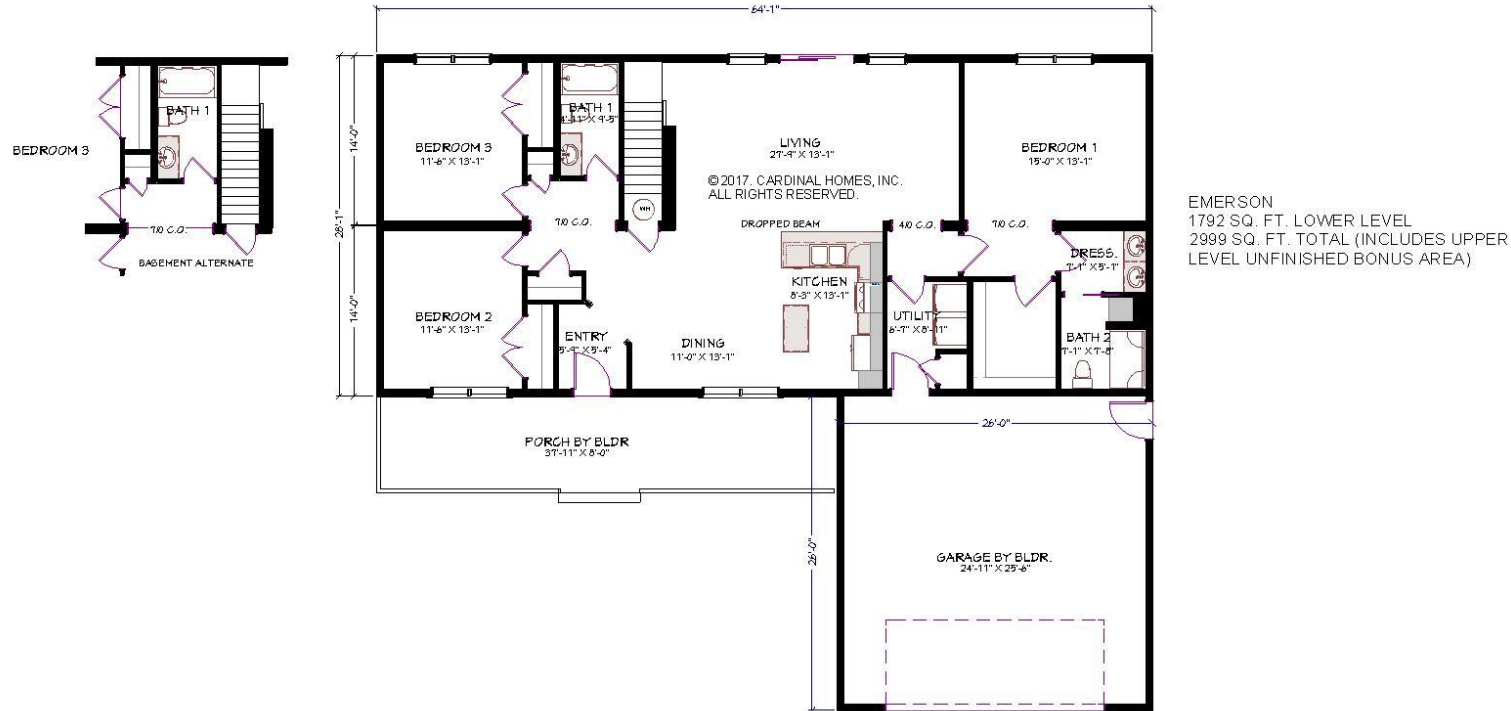
ALL CONSTRUCTION FOR UPPER LEVEL FLOOR
PLAN TO BE ON SITE BY BUILDER. UPPER
LEVEL LAYOUT IS SUGGESTIVE ONLY.

Emerson 2999 sq. ft. cape

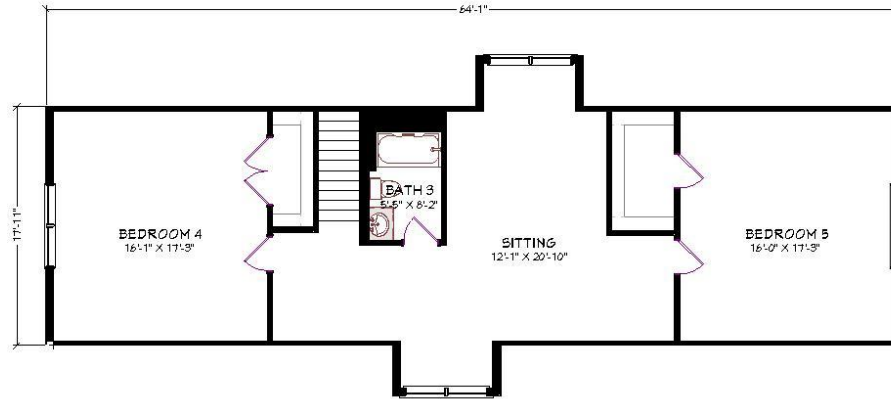
Optional decorative exterior features that are shown on renderings are not included in default pricing. Always refer to sales order for exact specifications and options.



Emerson 2999 sq. ft. cape



Emerson 2999 sq. ft. cape



ALL CONSTRUCTION FOR UPPER LEVEL FLOOR
PLAN TO BE ON SITE BY BUILDER. UPPER
LEVEL LAYOUT IS SUGGESTIVE ONLY.

CLASSIC LIVING COLLECTION

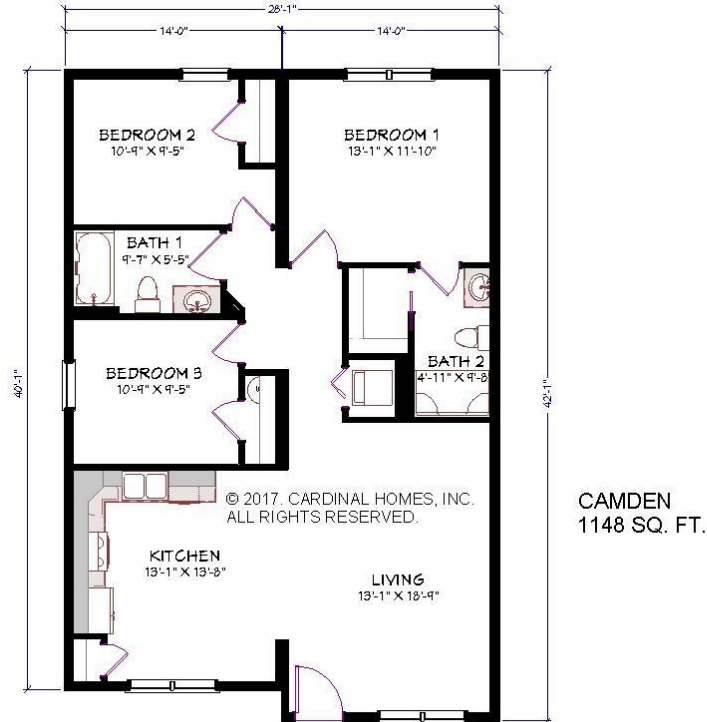


Camden 1148 sq ft ranch

Optional decorative exterior features that are shown on renderings are not included in default pricing. Always refer to sales order for exact specifications and options.



Camden 1148 sq ft ranch

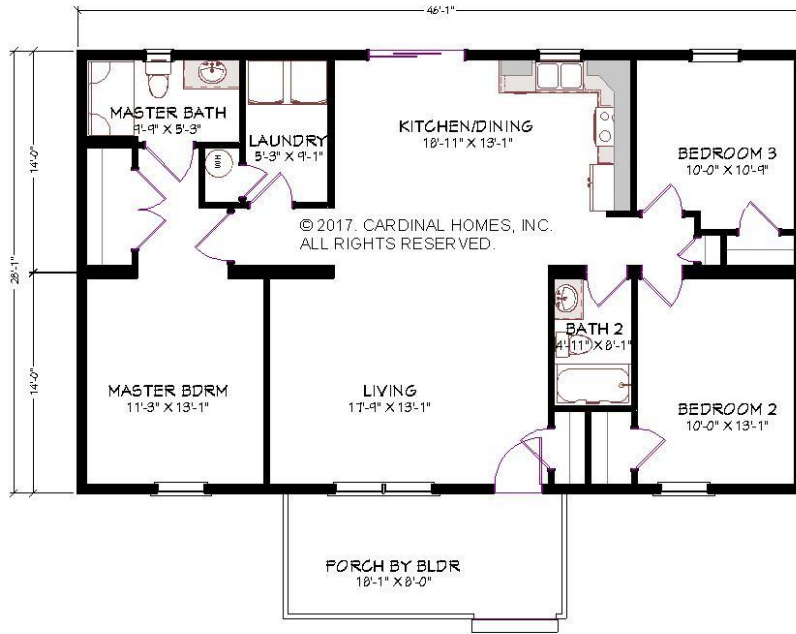


Avery 1288 sq ft ranch

Optional decorative exterior features that are shown on renderings are not included in default pricing. Always refer to sales order for exact specifications and options.



Avery 1288 sq ft ranch



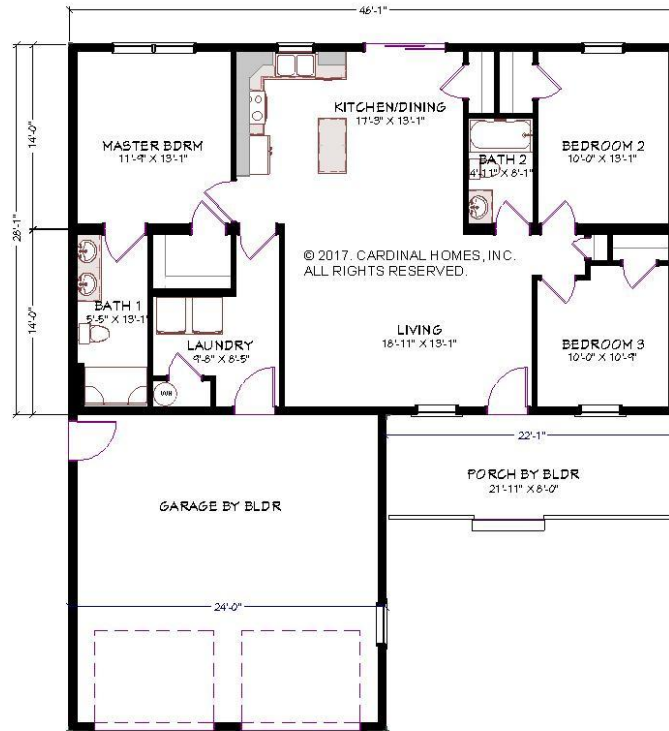
AVERY
1288 SQ. FT.

Chatham 1288 sq ft ranch

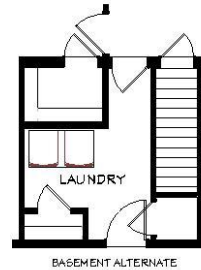
Optional decorative exterior features that are shown on renderings are not included in default pricing. Always refer to sales order for exact specifications and options.



Chatham 1288 sq ft ranch



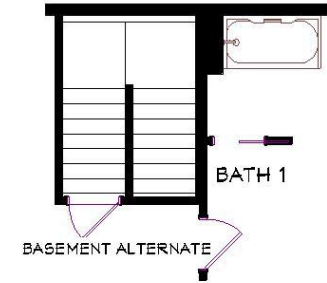
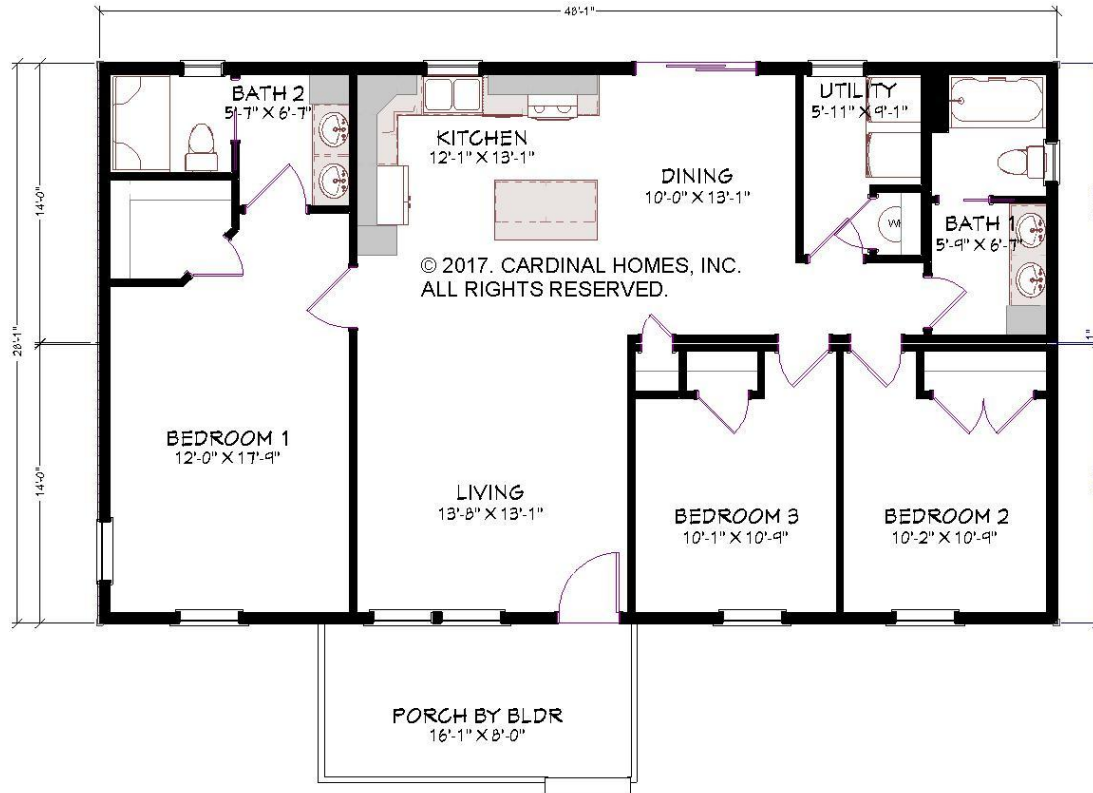
CHATHAM
1288 SQ. FT.



Covington 1344 sq. ft. ranch



Covington 1344 sq. ft. ranch



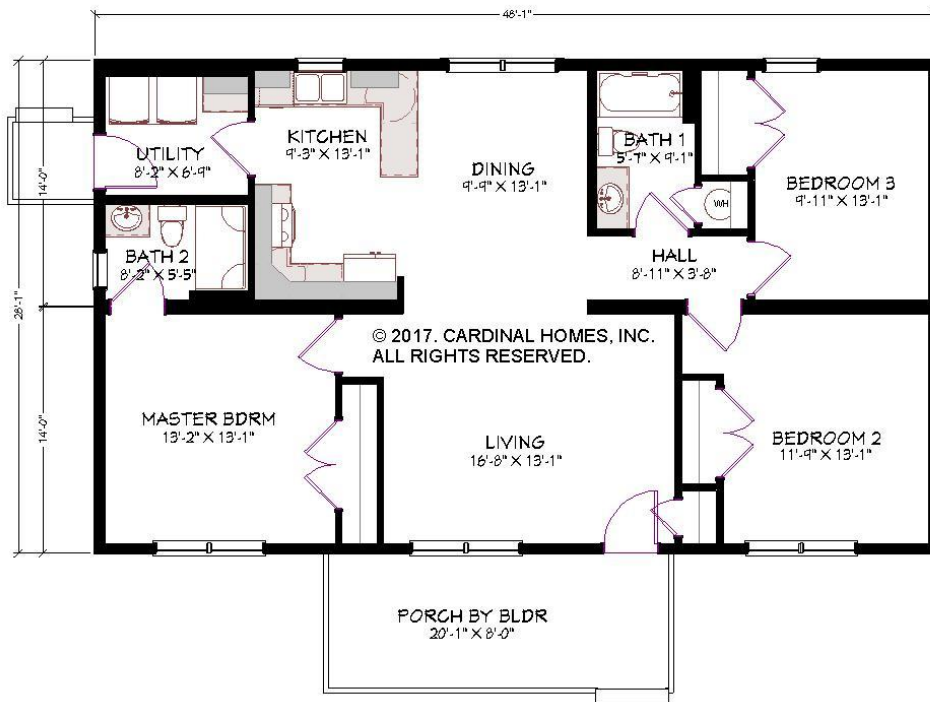
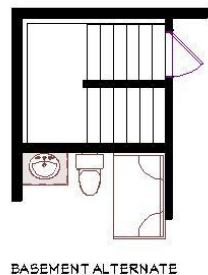
COVINGTON
1344 SQ. FT.

Taylor 1344 sq. ft. ranch

Optional decorative exterior features that are shown on renderings are not included in default pricing. Always refer to sales order for exact specifications and options.



Taylor-1344 sq. ft. ranch



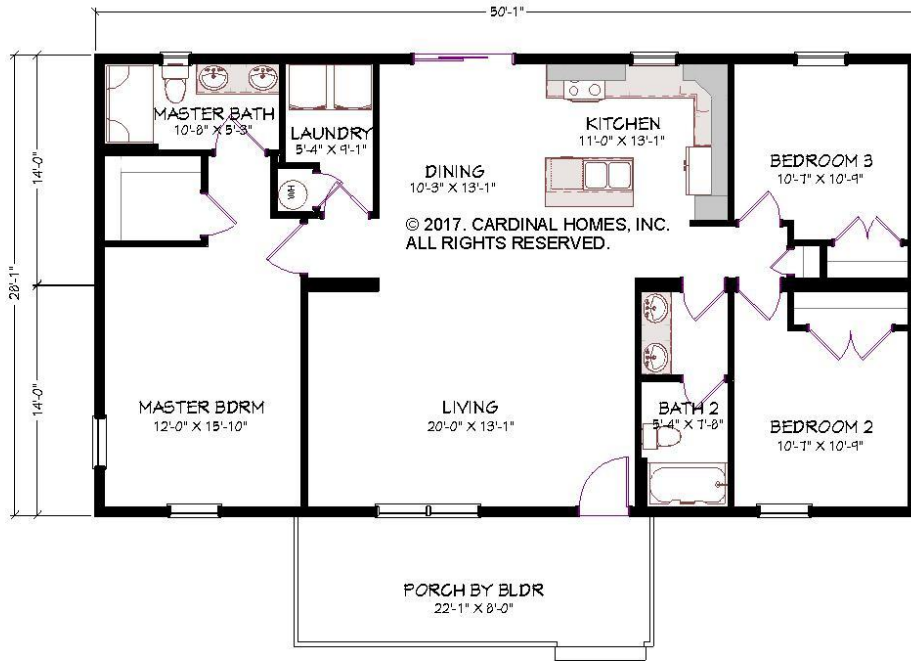
TAYLOR
1344 SQ. FT.

Hamilton 1400 sq ft ranch

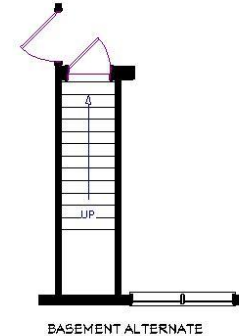
Optional decorative exterior features that are shown on renderings are not included in default pricing. Always refer to sales order for exact specifications and options.



Hamilton 1400 sq ft ranch



HAMILTON
1400 SQ. FT.



Lancaster 1428 sq ft ranch Elev A

Optional decorative exterior features that are shown on renderings are not included in default pricing. Always refer to sales order for exact specifications and options.

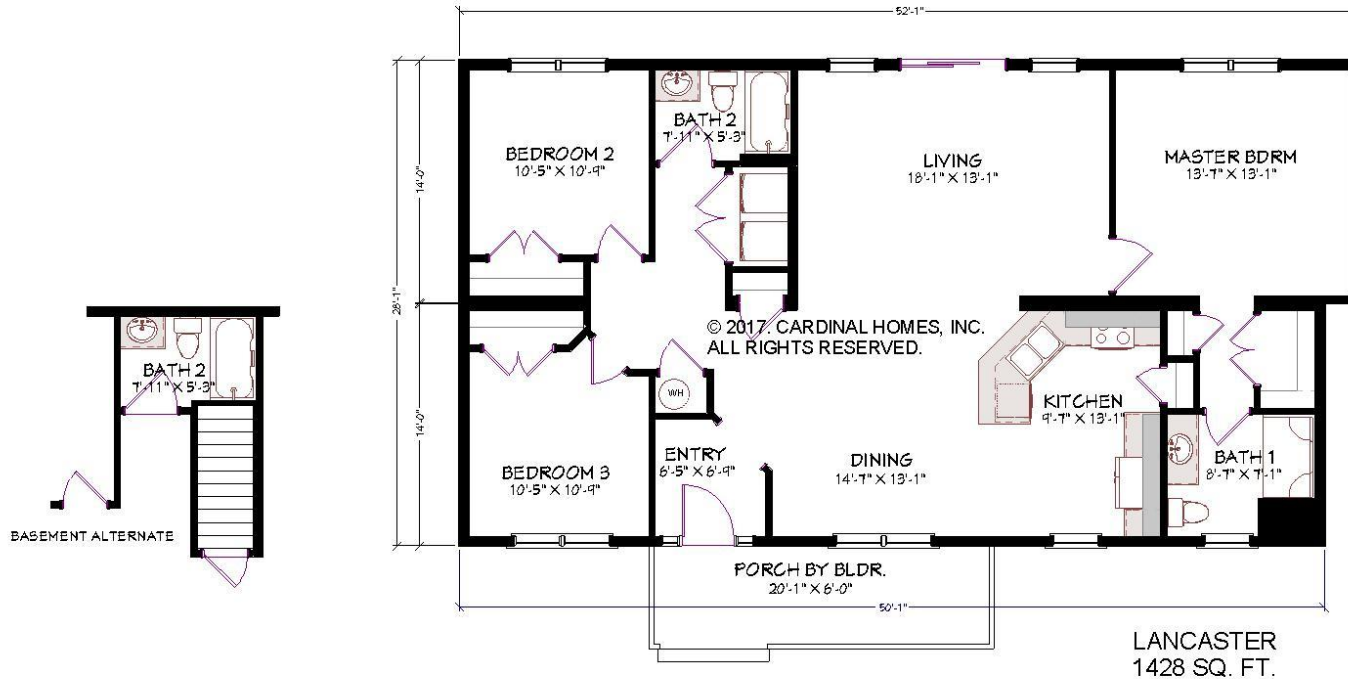


Lancaster 1428 sq ft ranch Elev B

Optional decorative exterior features that are shown on renderings are not included in default pricing. Always refer to sales order for exact specifications and options.



Lancaster 1428 sq ft ranch

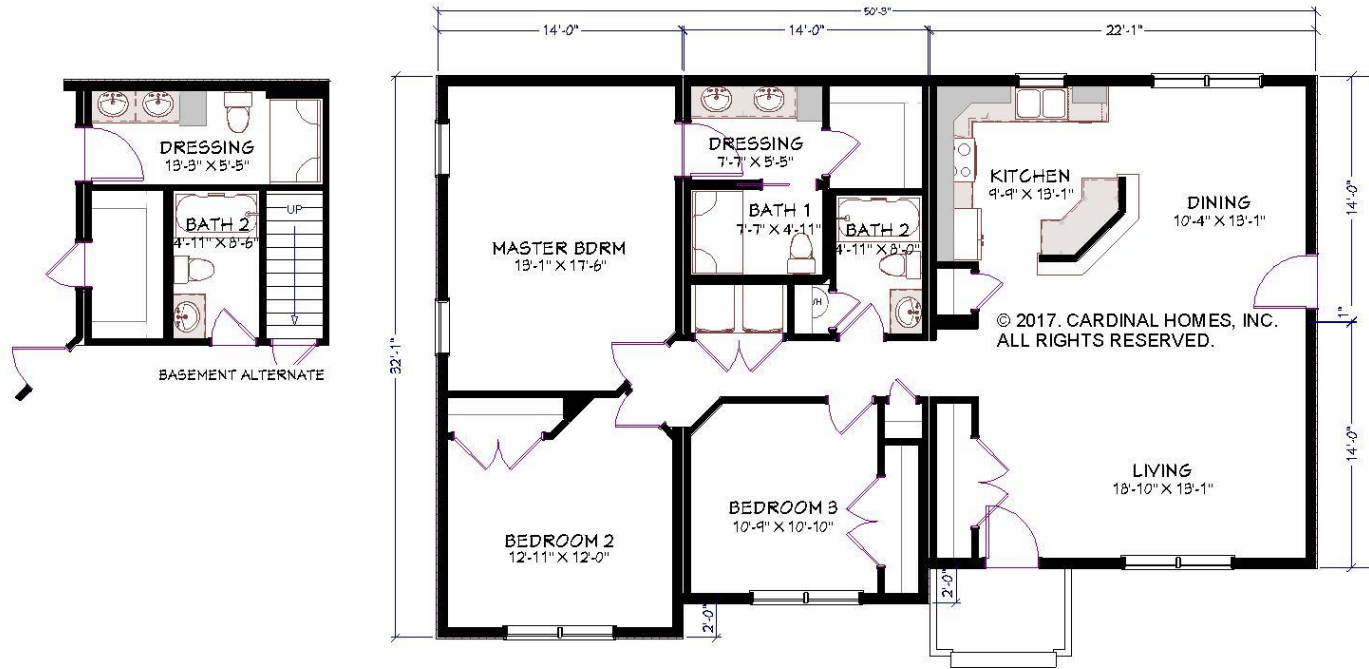


Caryton II 1484 sq ft ranch

Optional decorative exterior features that are shown on renderings are not included in default pricing. Always refer to sales order for exact specifications and options.



Caryton II 1484 sq ft ranch



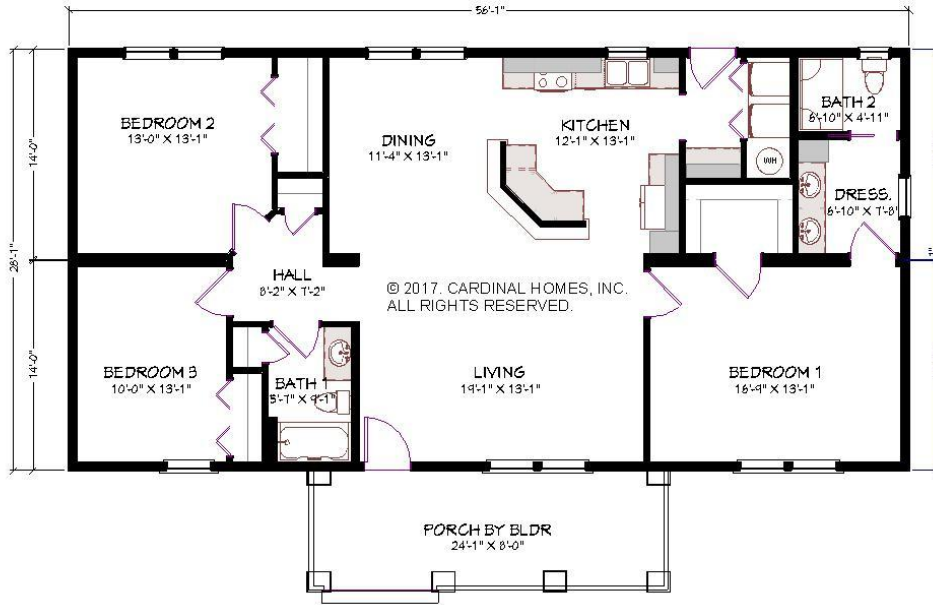
CARYTON II
1484 SQ. FT.

Walton-1568 sq. ft. ranch

Optional decorative exterior features that are shown on renderings are not included in default pricing. Always refer to sales order for exact specifications and options.



Walton-1568 sq. ft. ranch



WALTON
1568 SQ. FT.

Kayleigh-1568 sq. ft. ranch

Optional decorative exterior features that are shown on renderings are not included in default pricing. Always refer to sales order for exact specifications and options.



Kayleigh-1568 sq. ft. ranch



Laurelwood II 1652 sq ft ranch Elev A

Optional decorative exterior features that are shown on renderings are not included in default pricing. Always refer to sales order for exact specifications and options.

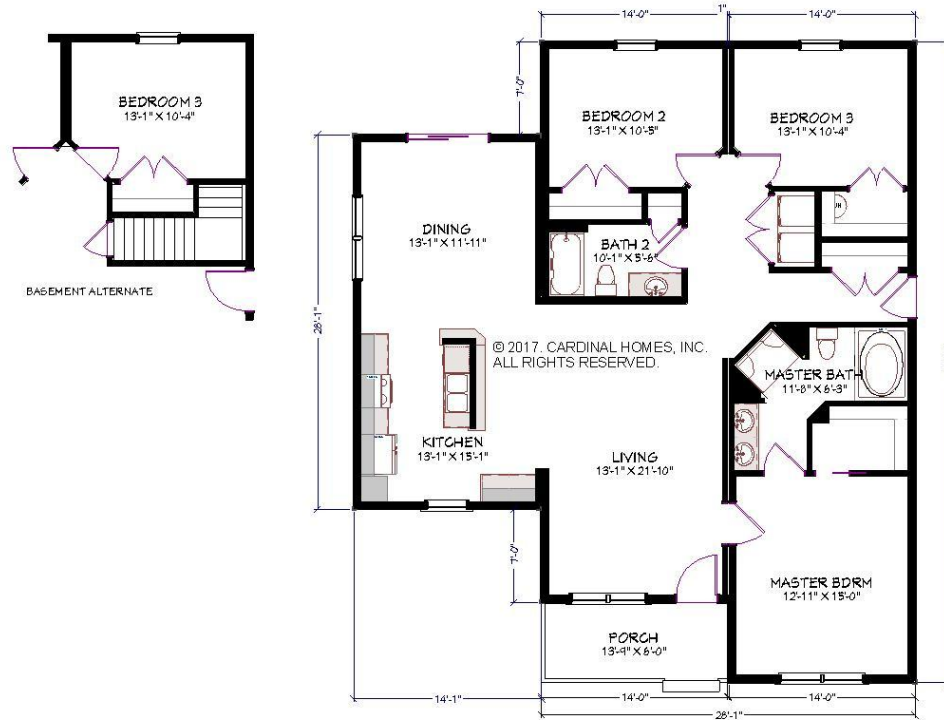


Laurelwood II 1652 sq ft ranch Elev B

Optional decorative exterior features that are shown on renderings are not included in default pricing. Always refer to sales order for exact specifications and options.



Laurelwood II 1652 sq ft ranch



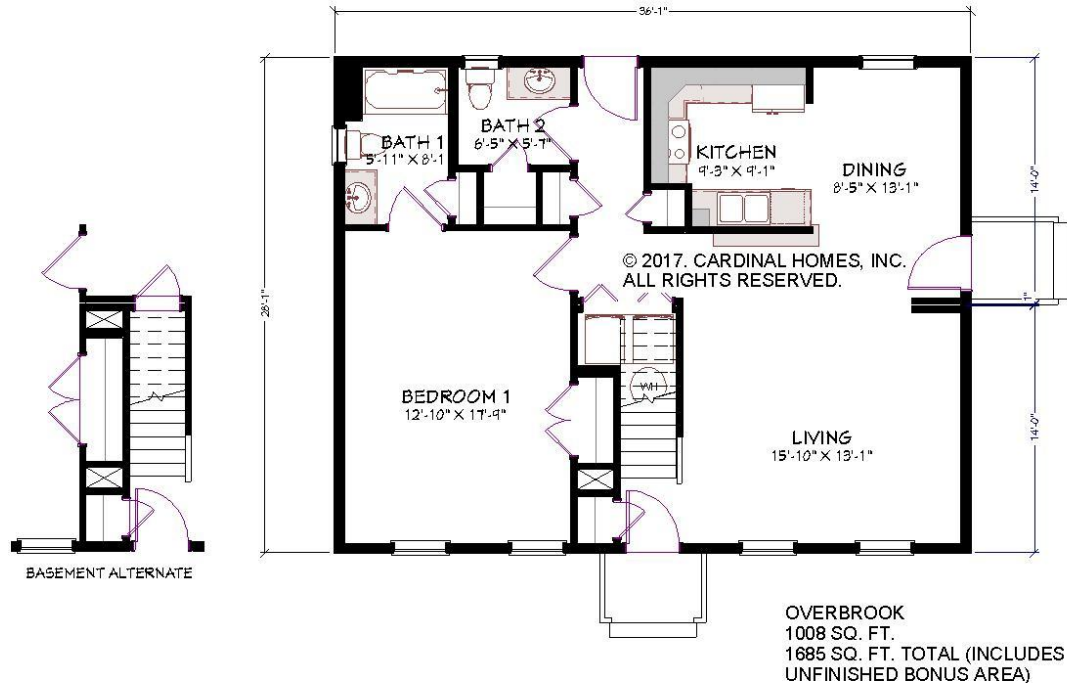
LAURELWOOD II
1652 SQ. FT.

Overbrook 1685 sq. ft. cape

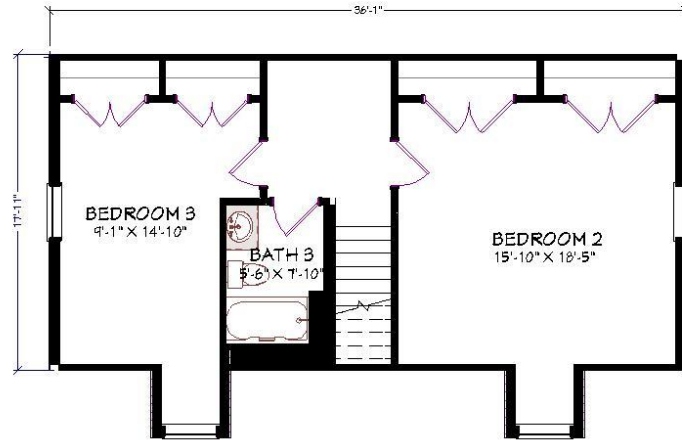
Optional decorative exterior features that are shown on renderings are not included in default pricing.
Always refer to sales order for exact specifications and options.



Overbrook 1685 sq. ft. cape



Overbrook 1685 sq. ft. cape



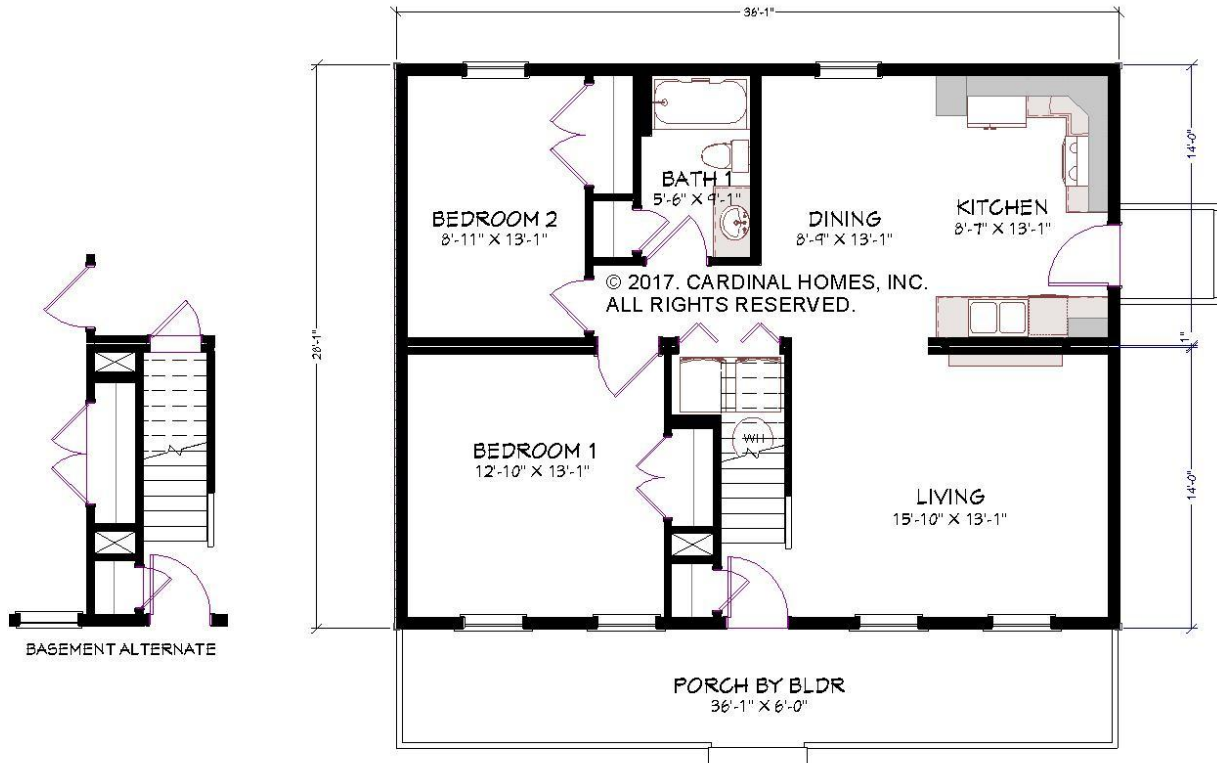
ALL CONSTRUCTION FOR UPPER LEVEL FLOOR
PLAN TO BE ON SITE BY BUILDER. UPPER
LEVEL LAYOUT IS SUGGESTIVE ONLY.

Woodside 1685 sq. ft. cape

Optional decorative exterior features that are shown on renderings are not included in default pricing. Always refer to sales order for exact specifications and options.

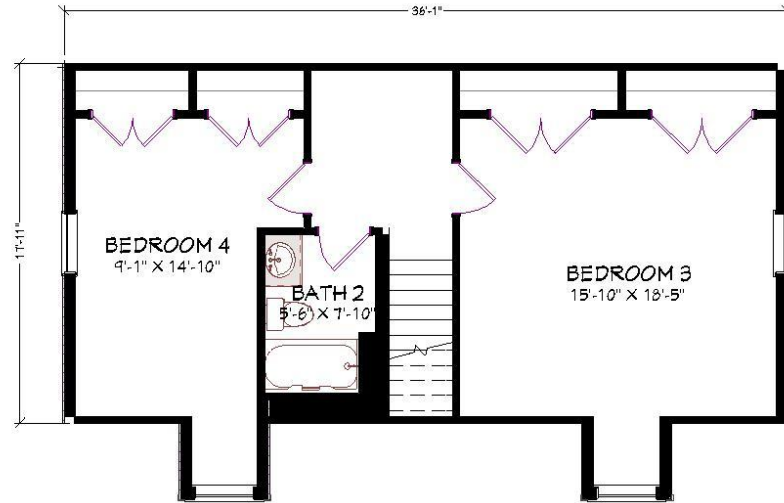


Woodside 1685 sq. ft. cape



WOODSIDE
1008 SQ. FT.
1685 SQ. FT. TOTAL (INCLUDES
UNFINISHED BONUS AREA)

Woodside 1685 sq. ft. cape



ALL CONSTRUCTION FOR UPPER LEVEL FLOOR
PLAN TO BE ON SITE BY BUILDER. UPPER
LEVEL LAYOUT IS SUGGESTIVE ONLY.

Charleston 1722 ranch Elev A

Optional decorative exterior features that are shown on renderings are not included in default pricing. Always refer to sales order for exact specifications and options.

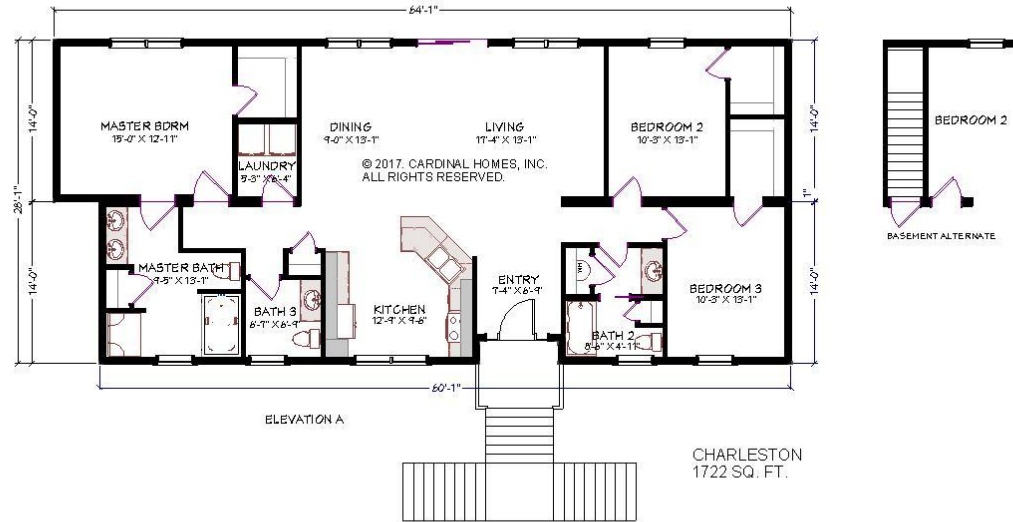
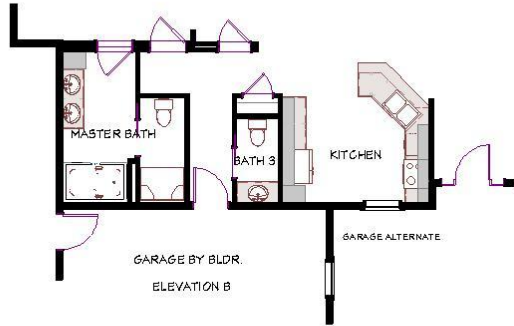


Charleston 1722 ranch Elev B

Optional decorative exterior features that are shown on renderings are not included in default pricing. Always refer to sales order for exact specifications and options.



Charleston 1722 ranch

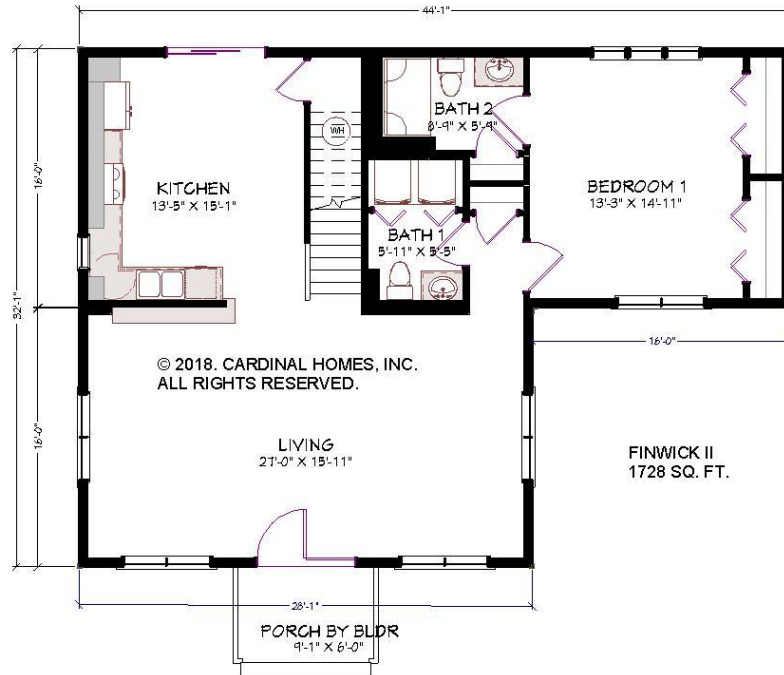
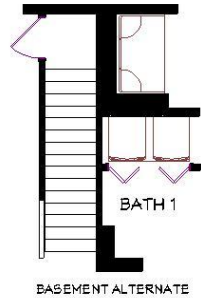


Finwick II-1728 sq. ft. two story

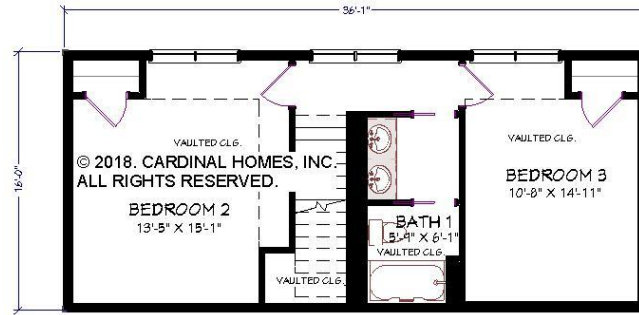
Optional decorative exterior features that are shown on renderings are not included in default pricing. Always refer to sales order for exact specifications and options.



Finwick II-1728 sq. ft. two story



Finwick II-1728 sq. ft. two story

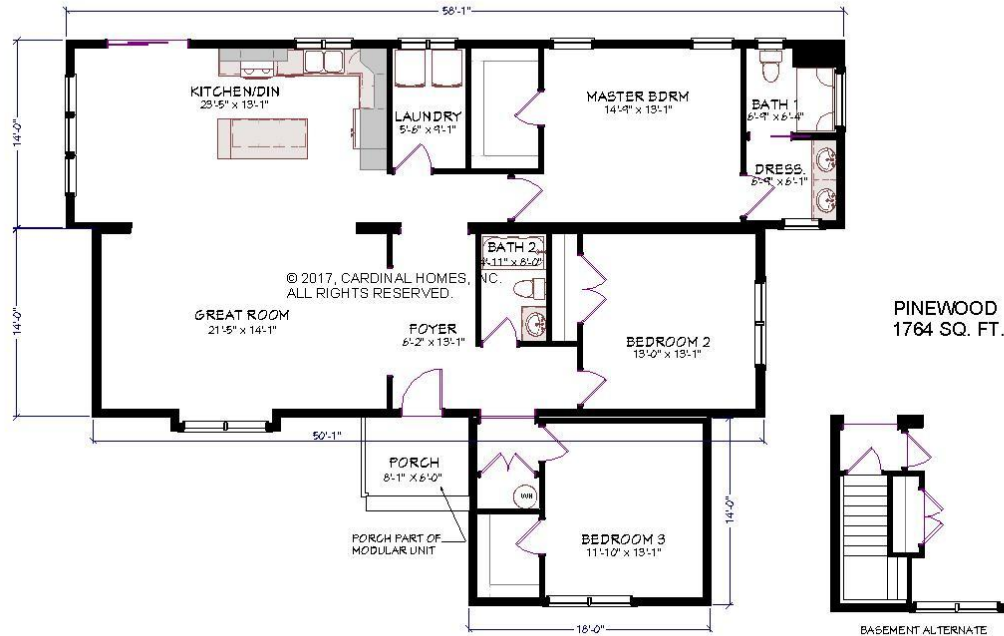


Pinewood 1764 sq ft New Ranch

Optional decorative exterior features that are shown on renderings are not included in default pricing. Always refer to sales order for exact specifications and options.



Pinewood 1764 sq ft New Ranch

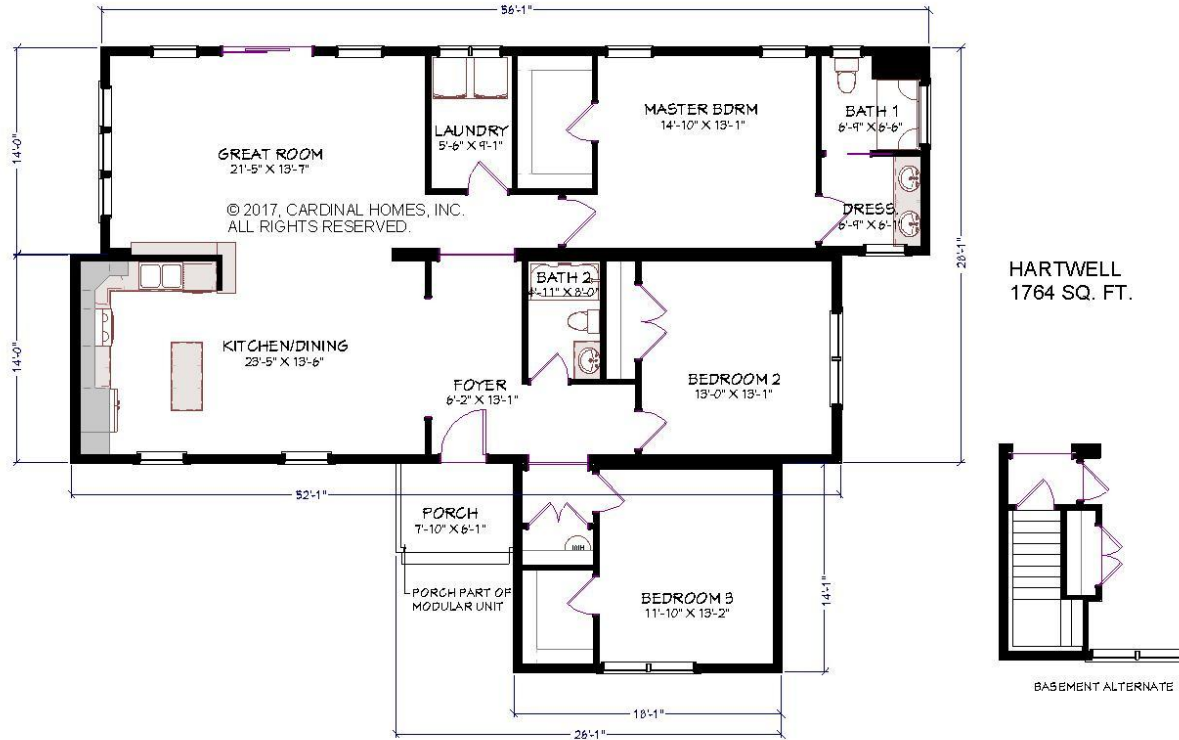


Hartwell 1764 sq ft ranch

Optional decorative exterior features that are shown on renderings are not included in default pricing. Always refer to sales order for exact specifications and options.



Hartwell 1764 sq ft ranch



Southampton 1778 sq ft Ranch Elev A

Optional decorative exterior features that are shown on renderings are not included in default pricing. Always refer to sales order for exact specifications and options.

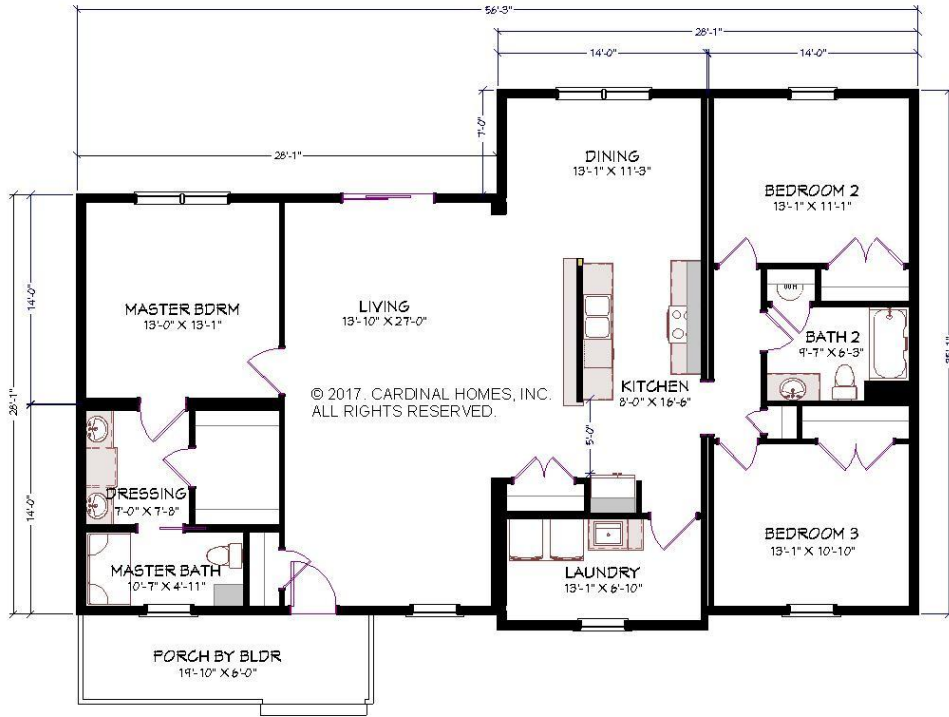


Southampton 1778 sq ft Ranch Elev B

Optional decorative exterior features that are shown on renderings are not included in default pricing. Always refer to sales order for exact specifications and options.



Southampton 1778 sq ft Ranch



SOUTHAMPTON
1778 SQ. FT.



Randolph II-1792 sq. ft. ranch Elev A

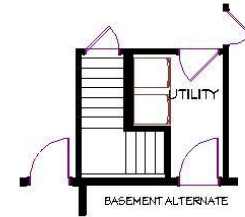
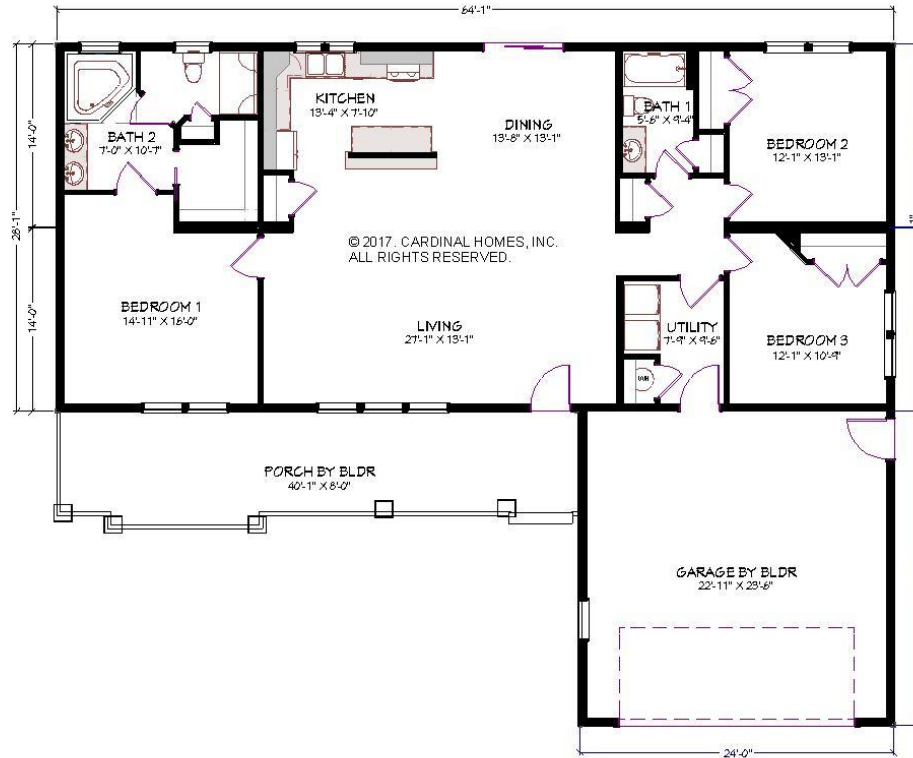
Optional decorative exterior features that are shown on renderings are not included in default pricing. Always refer to sales order for exact specifications and options.



Randolph II-1792 sq. ft. ranch Elev B



Randolph II-1792 sq. ft. ranch



RANDOLPH II
1792 SQ. FT.

Glenwood II 1892 sq ft Two Story Elev A

Optional decorative exterior features that are shown on renderings are not included in default pricing. Always refer to sales order for exact specifications and options.

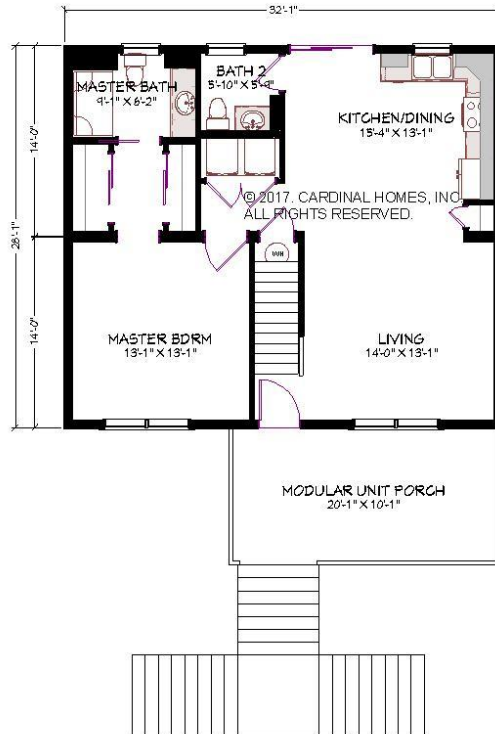


Glenwood II 1792 sq ft Two Story Elev B

Optional decorative exterior features that are shown on renderings are not included in default pricing. Always refer to sales order for exact specifications and options.

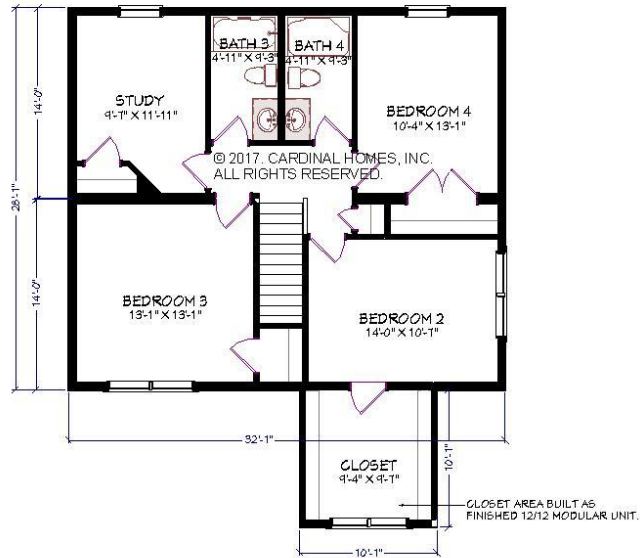


Glenwood II 1892 sq ft Two Story



GLENWOOD II
1892 SQ. FT.

Glenwood II 1892 sq ft Two Story



Kayland II 1820 sq ft ranch Elev A

Optional decorative exterior features that are shown on renderings are not included in default pricing. Always refer to sales order for exact specifications and options.

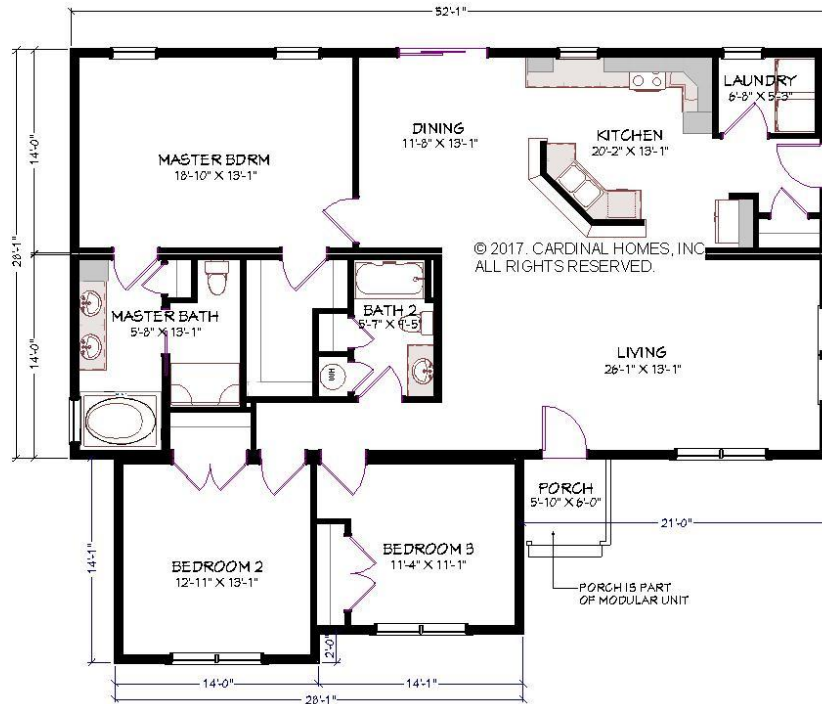


Kayland II 1820 sq ft ranch Elev B

Optional decorative exterior features that are shown on renderings are not included in default pricing. Always refer to sales order for exact specifications and options.



Kayland II 1820 sq ft ranch



KAYLAND II
1820 SQ. FT.



Hanford 1845 sq ft 3 unit cape Elev A

Optional decorative exterior features that are shown on renderings are not included in default pricing. Always refer to sales order for exact specifications and options.



Hanford 1845 sq ft 3 unit cape Elev B

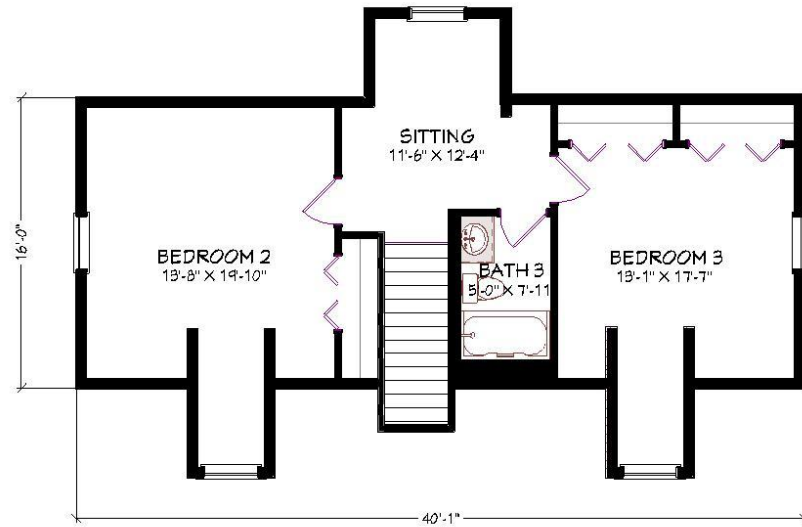
Optional decorative exterior features that are shown on renderings are not included in default pricing. Always refer to sales order for exact specifications and options.



Hanford 1845 sq ft 3 unit cape



Hanford 1845 sq ft 3 unit cape

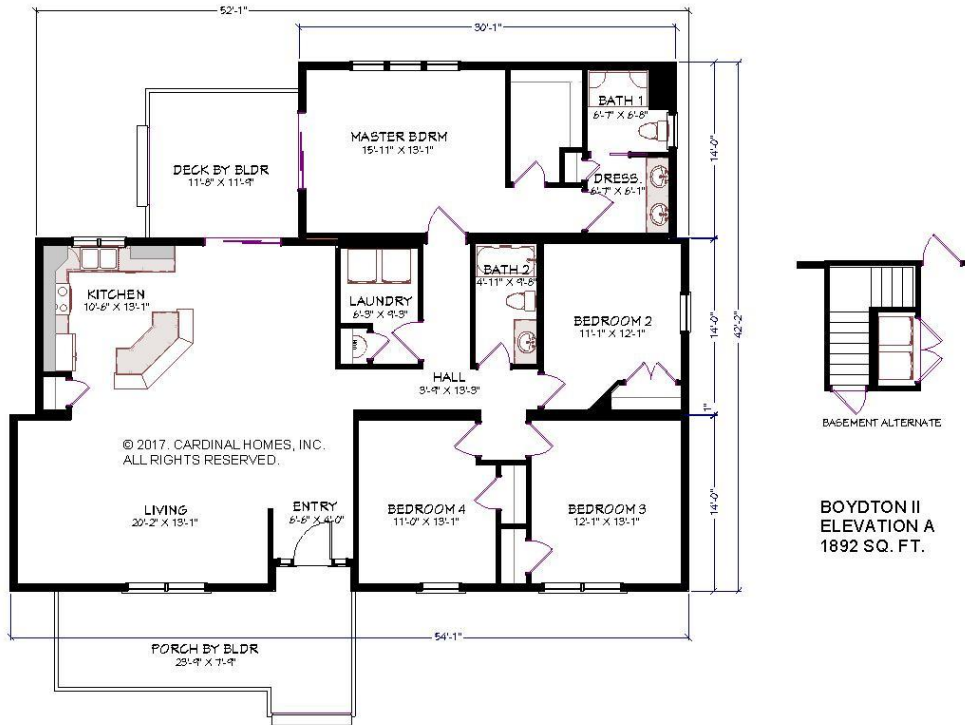


Boydton II 1892 sq ft ranch

Optional decorative exterior features that are shown on renderings are not included in default pricing. Always refer to sales order for exact specifications and options.



Boydton II 1892 sq ft ranch

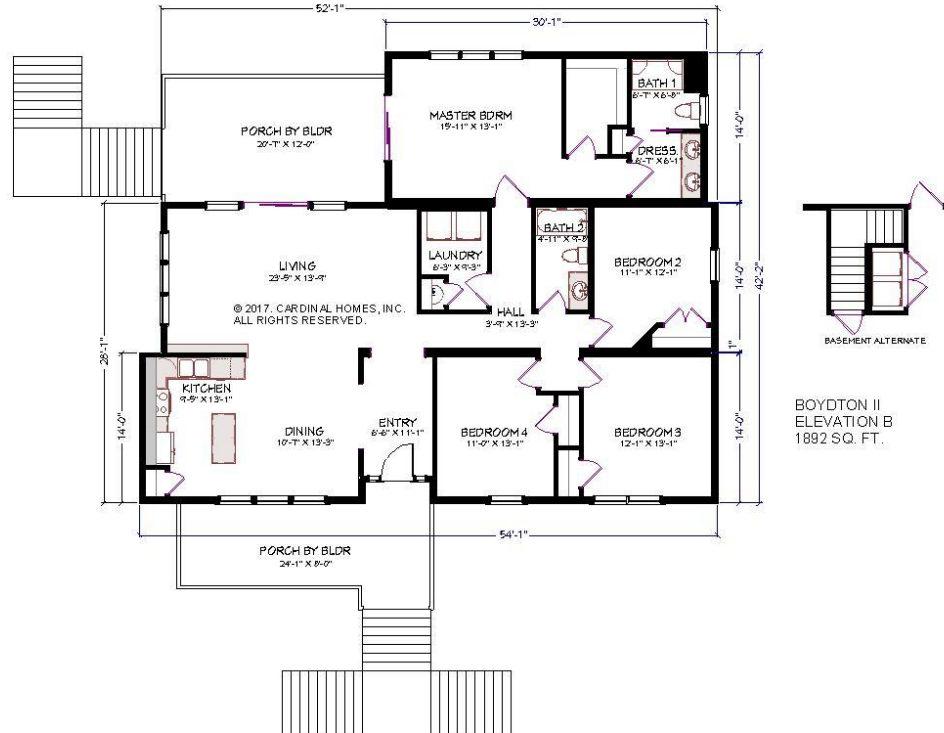


Dorchester 1892 sq ft ranch

Optional decorative exterior features that are shown on renderings are not included in default pricing. Always refer to sales order for exact specifications and options.



Dorchester 1892 sq ft ranch



Haverton II 1974 sq ft ranch Elev A

Optional decorative exterior features that are shown on renderings are not included in default pricing. Always refer to sales order for exact specifications and options.

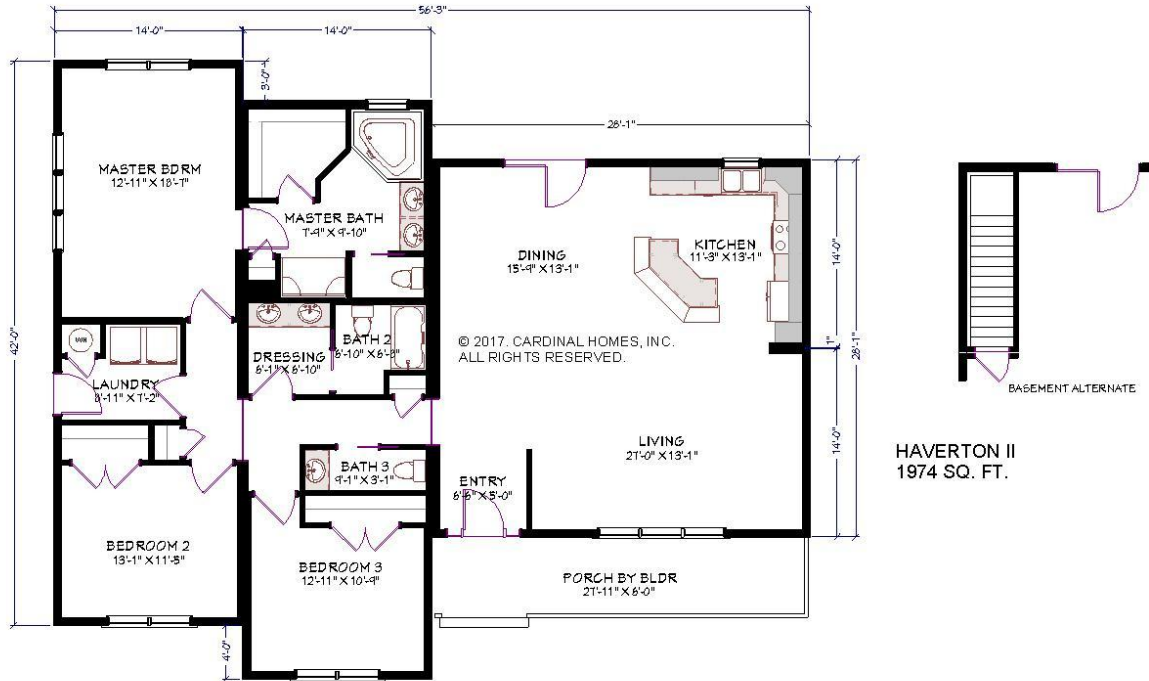


Haverton II 1974 sq ft ranch Elev B

Optional decorative exterior features that are shown on renderings are not included in default pricing. Always refer to sales order for exact specifications and options.



Haverton II 1974 sq ft ranch



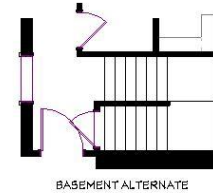
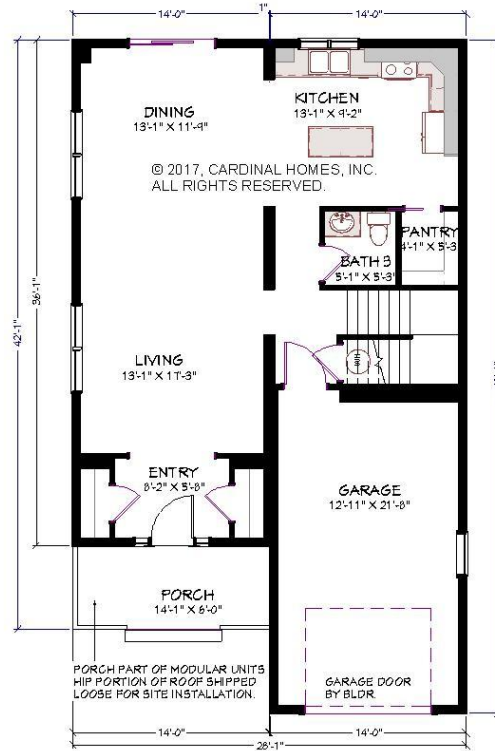
HAVERTON II
1974 SQ. FT.

Graham 1974 sq. ft. two story

Optional decorative exterior features that are shown on renderings are not included in default pricing. Always refer to sales order for exact specifications and options.

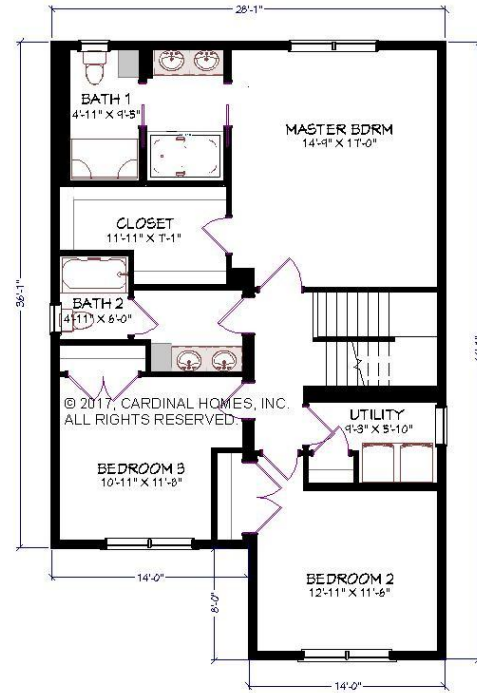


Graham 1974 sq. ft. two story



GRAHAM
1974 SQ. FT.

Graham 1974 sq. ft. two story

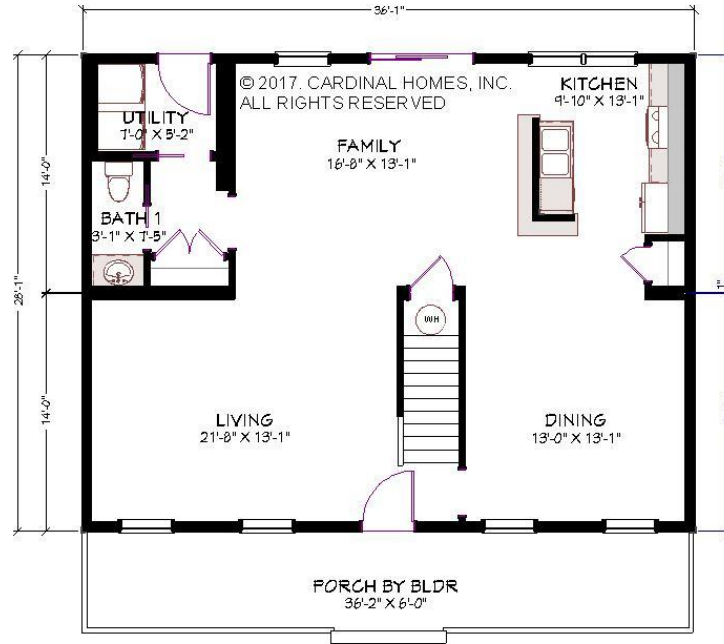
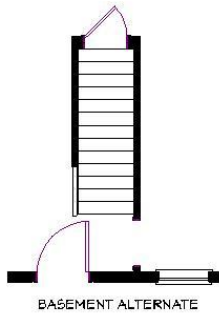


Willow 2016 sq. ft. two story

Optional decorative exterior features that are shown on renderings are not included in default pricing. Always refer to sales order for exact specifications and options.

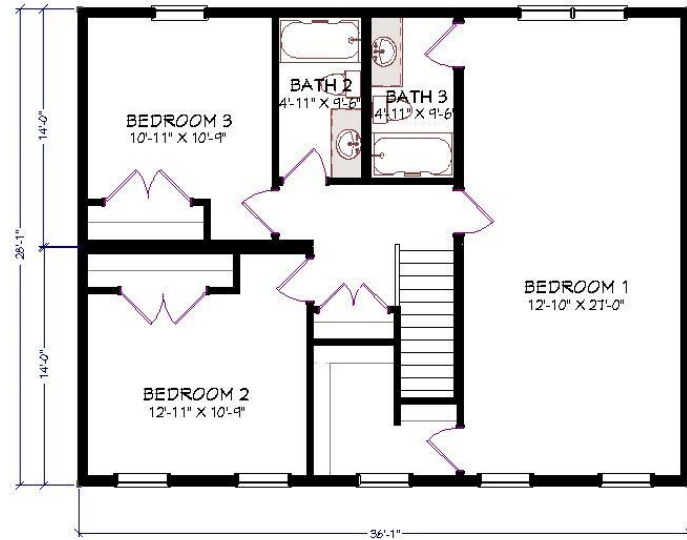


Willow 2016 sq. ft. two story



WILLOW
2016 SQ. FT.

Willow 2016 sq. ft. two story

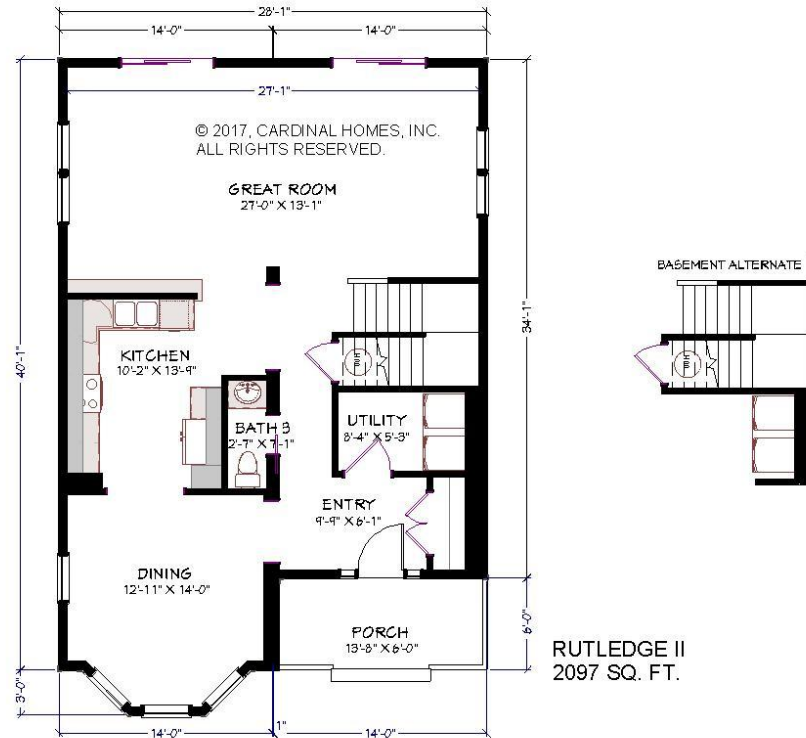


Rutledge II 2097 sq. ft. two story

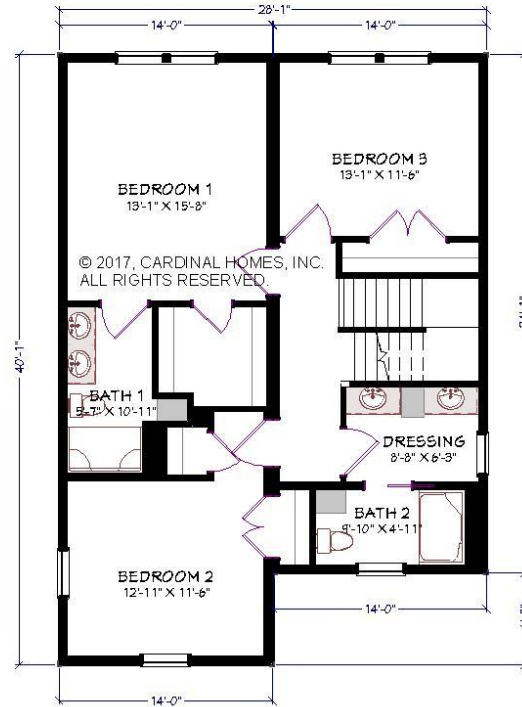
Optional decorative exterior features that are shown on renderings are not included in default pricing. Always refer to sales order for exact specifications and options.



Rutledge II 2097 sq. ft. two story



Rutledge II 2097 sq. ft. two story



Glenwood III 2149 sq. ft. Two Story Elev A

Optional decorative exterior features that are shown on renderings are not included in default pricing. Always refer to sales order for exact specifications and options.

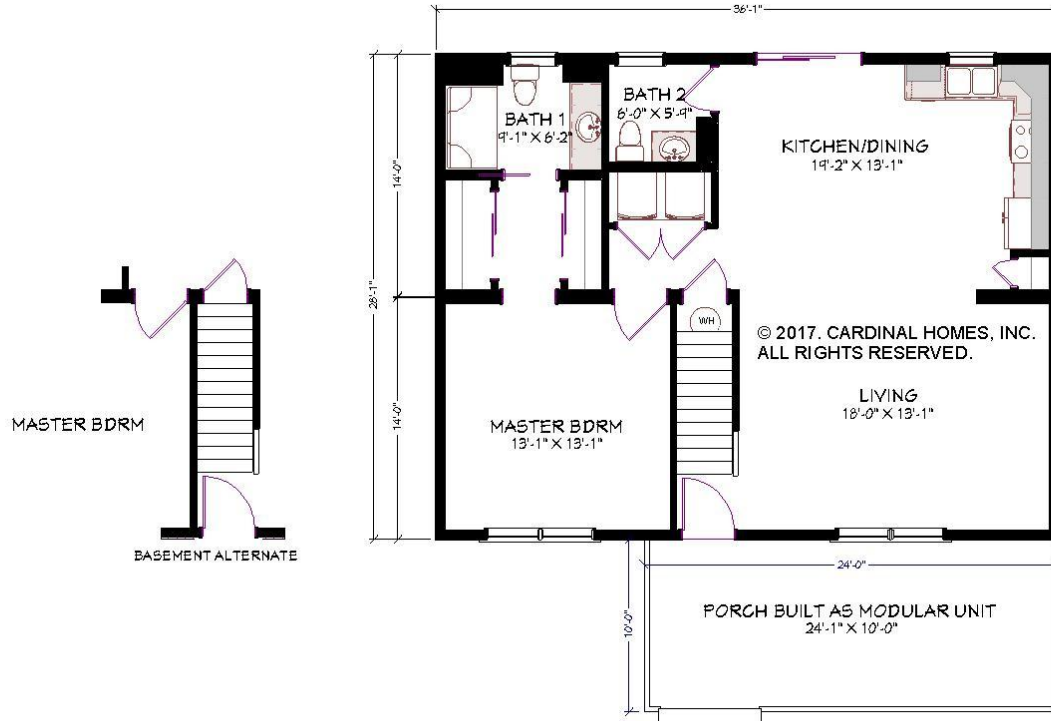


Glenwood III 2149 sq. ft. Two Story Elev B

Optional decorative exterior features that are shown on renderings are not included in default pricing. Always refer to sales order for exact specifications and options.

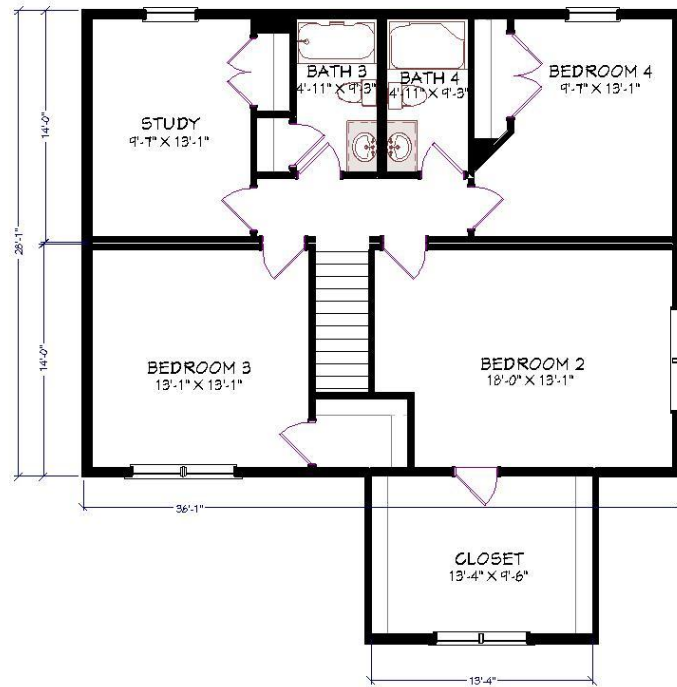


Glenwood III 2149 sq. ft. Two Story



GLENWOOD III
2149 SQ. FT.-INCLUDES
CLOSET AREA OVER
PORCH MODULE

Glenwood III 2149 sq. ft. Two Story

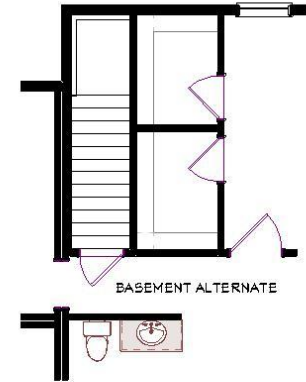
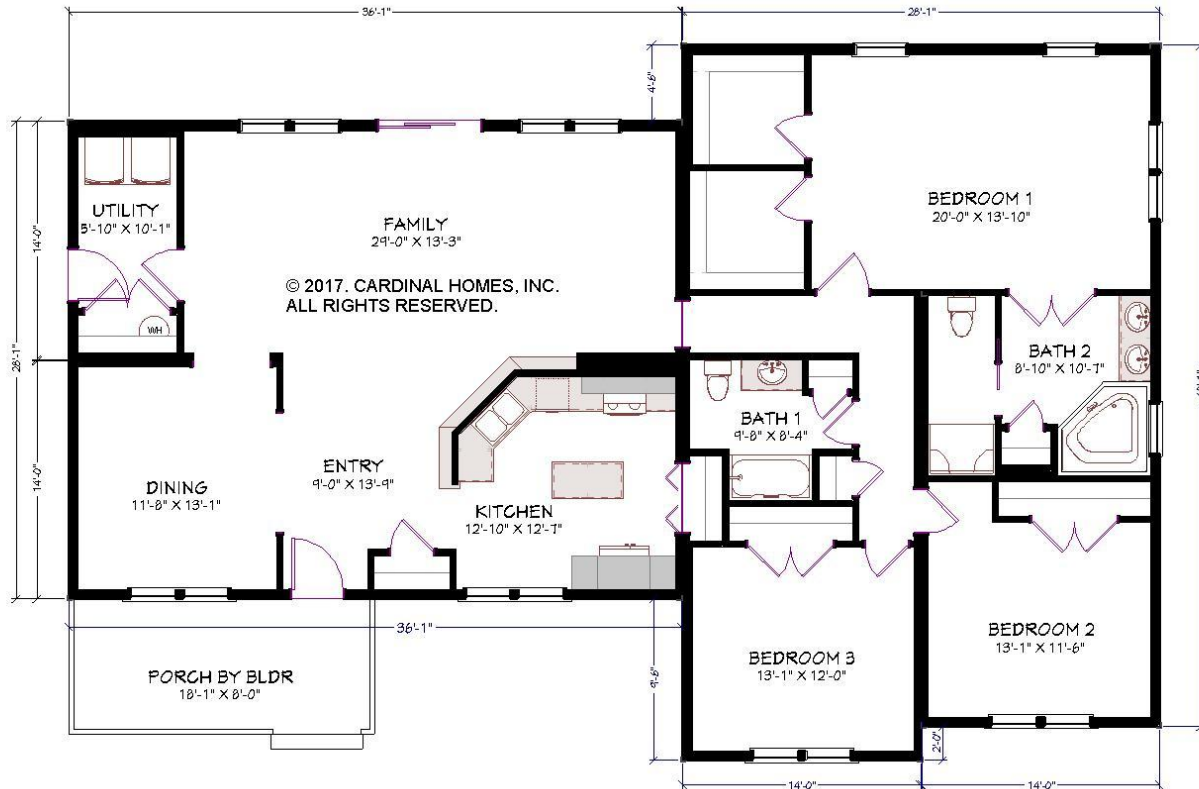


Arcadia II 2156 sq. ft. ranch

Optional decorative exterior features that are shown on renderings are not included in default pricing. Always refer to sales order for exact specifications and options.



Arcadia II 2156 sq. ft. ranch



ARCADIA II
2156 SQ. FT.

Creekside II 2188 sq ft cape Elev A

Optional decorative exterior features that are shown on renderings are not included in default pricing. Always refer to sales order for exact specifications and options.

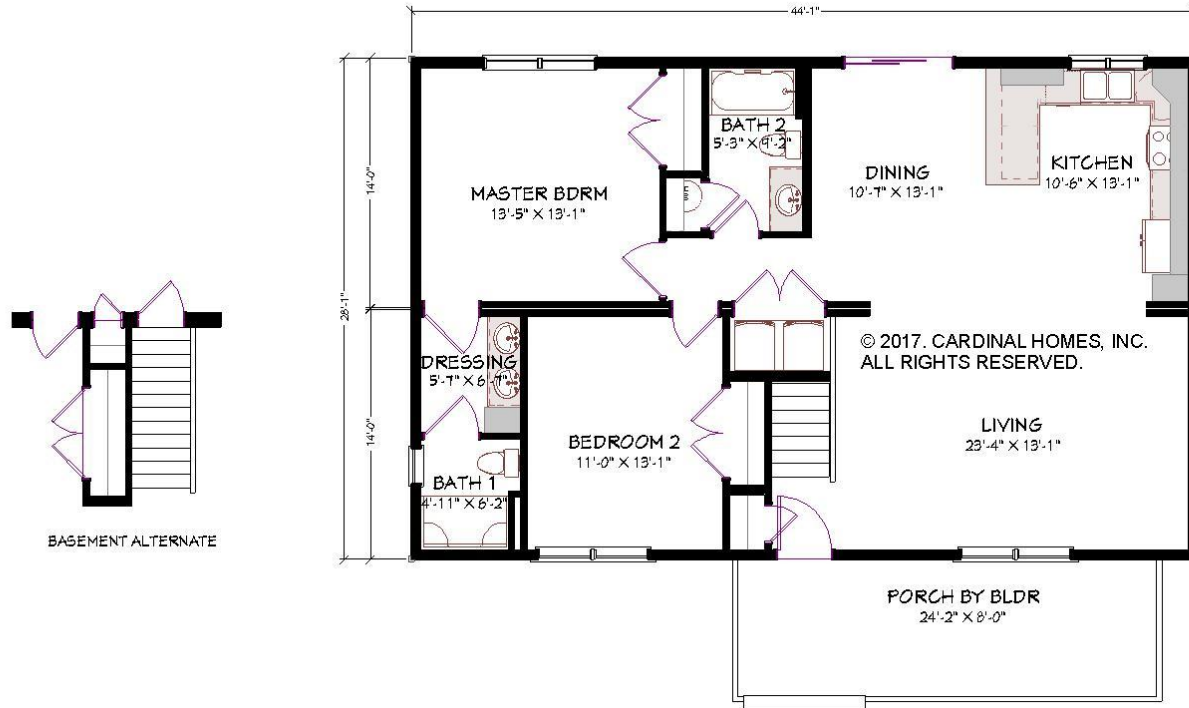


Creekside II 2053 sq ft cape Elev B

Optional decorative exterior features that are shown on renderings are not included in default pricing. Always refer to sales order for exact specifications and options.

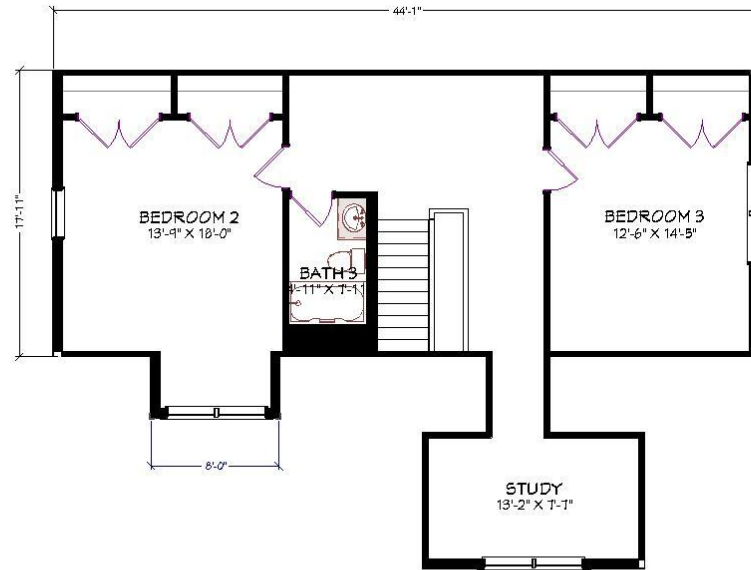


Creekside II 2188 sq ft cape



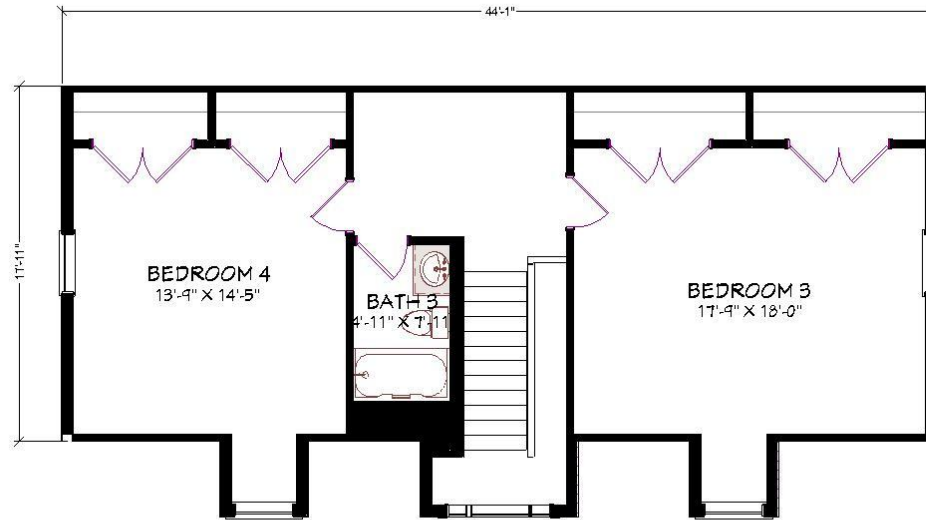
CREEKSIDE
1232 SQ. FT.
2053 SQ. FT. TOTAL (INCLUDES
UNFINISHED BONUS AREA)

Creekside II 2188 sq ft cape Elev A



ALL CONSTRUCTION FOR UPPER LEVEL FLOOR
PLAN TO BE ON SITE BY BUILDER. UPPER
LEVEL LAYOUT IS SUGGESTIVE ONLY.

Creekside II 2053 sq ft cape Elev B



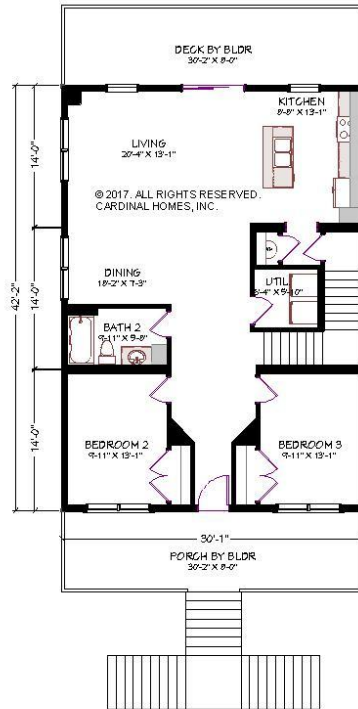
ALL CONSTRUCTION FOR UPPER LEVEL FLOOR
PLAN TO BE ON SITE BY BUILDER. UPPER
LEVEL LAYOUT IS SUGGESTIVE ONLY.

Hanover 2280 sq ft Cape

Optional decorative exterior features that are shown on renderings are not included in default pricing. Always refer to sales order for exact specifications and options.



Hanover 2280 sq ft Cape



HANOVER
ELEVATION A
2280 SQ. FT.

Hanover 2280 sq ft Cape



ALL CONSTRUCTION FOR UPPER LEVEL FLOOR
PLAN TO BE ON SITE BY BUILDER. UPPER
LEVEL LAYOUT IS SUGGESTIVE ONLY.

Hanover II 2280 sq ft Cape

Optional decorative exterior features that are shown on renderings are not included in default pricing. Always refer to sales order for exact specifications and options.

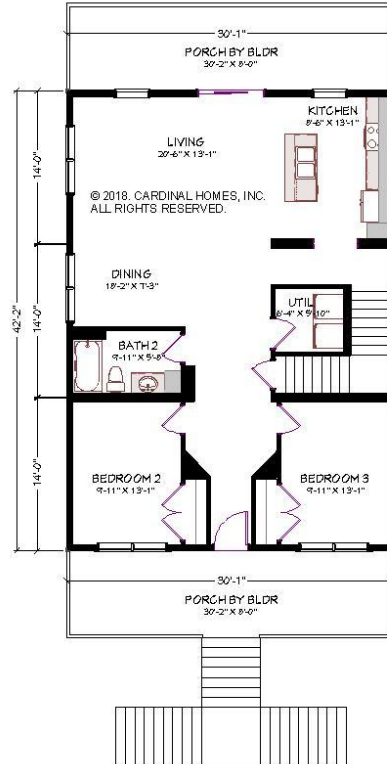


Hanover II 2280 sq ft Cape coastal

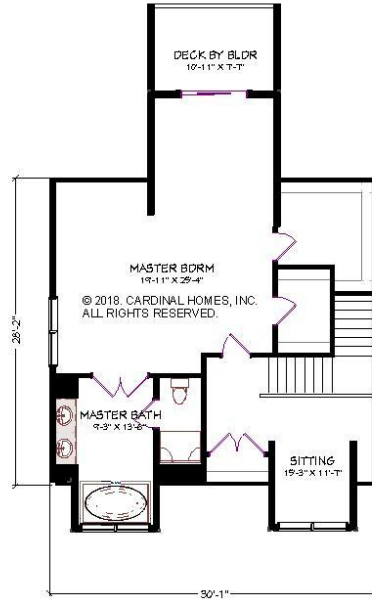
Optional decorative exterior features that are shown on renderings are not included in default pricing. Always refer to sales order for exact specifications and options.



Hanover II 2280 sq ft Cape



Hanover II 2280 sq ft Cape

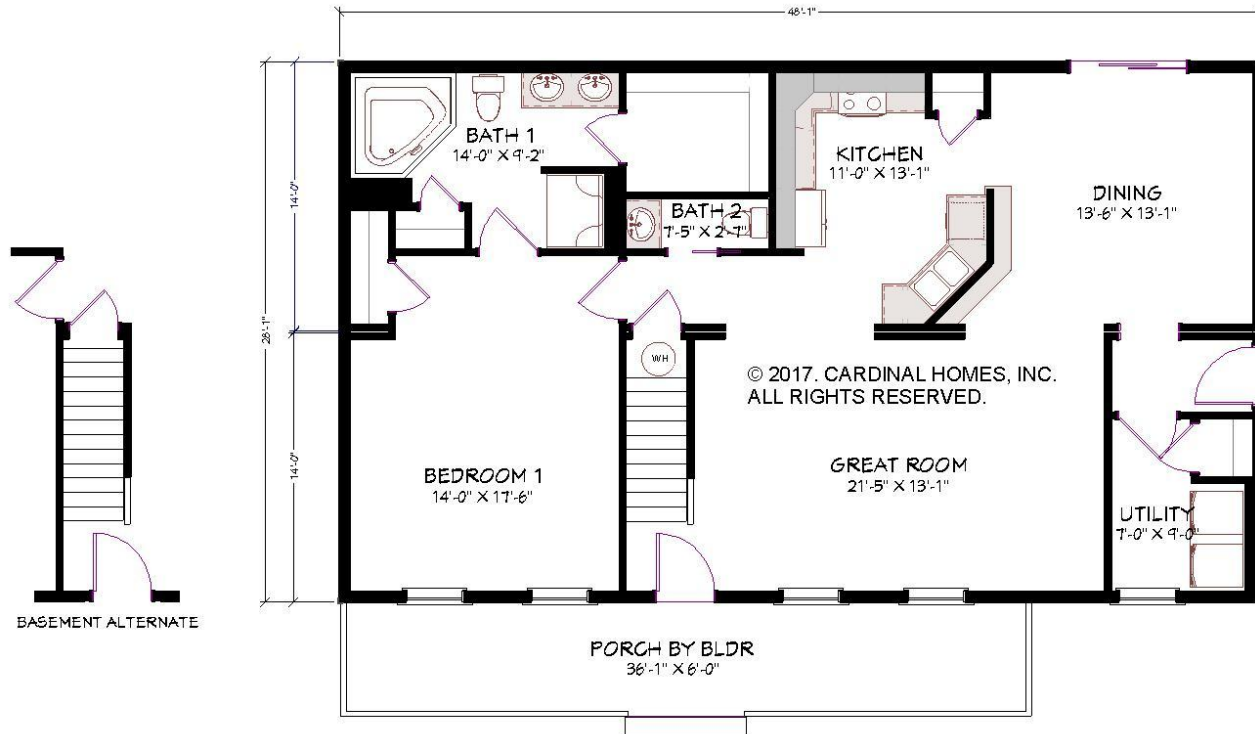


Everly 2352 sq. ft. two story

Optional decorative exterior features that are shown on renderings are not included in default pricing. Always refer to sales order for exact specifications and options.

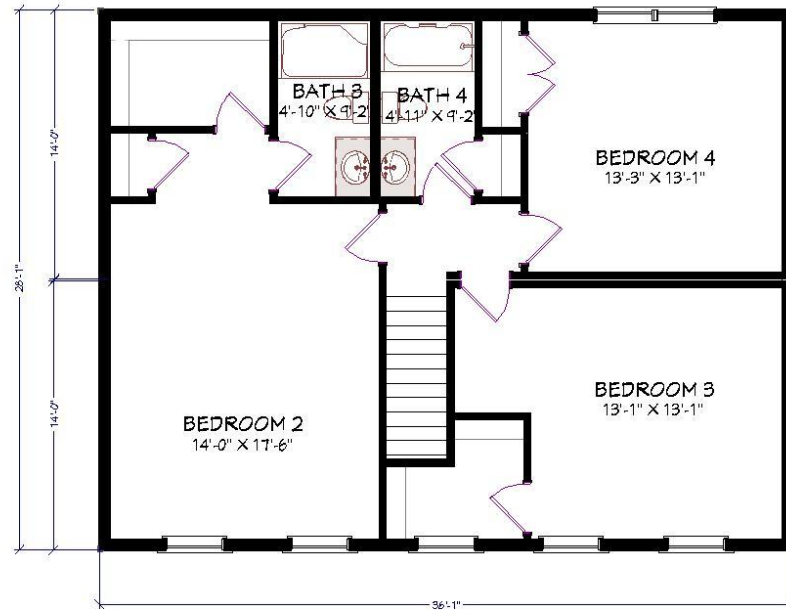


Everly 2352 sq. ft. two story



EVERLY
2352 SQ. FT.

Everly 2352 sq. ft. two story



West Point 2357 sq ft Cape Elev A

Optional decorative exterior features that are shown on renderings are not included in default pricing. Always refer to sales order for exact specifications and options.



West Point 2357 sq ft cape Elev B

Optional decorative exterior features that are shown on renderings are not included in default pricing. Always refer to sales order for exact specifications and options.

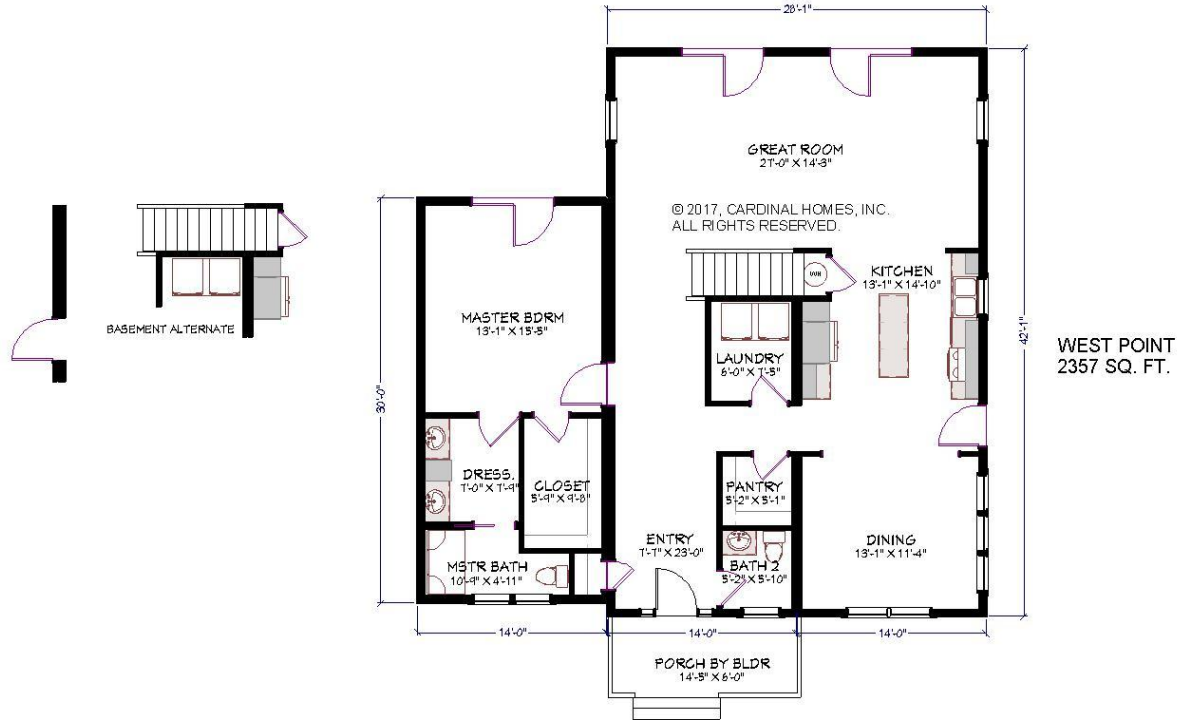


West Point 2357 sq ft Cape Elev C

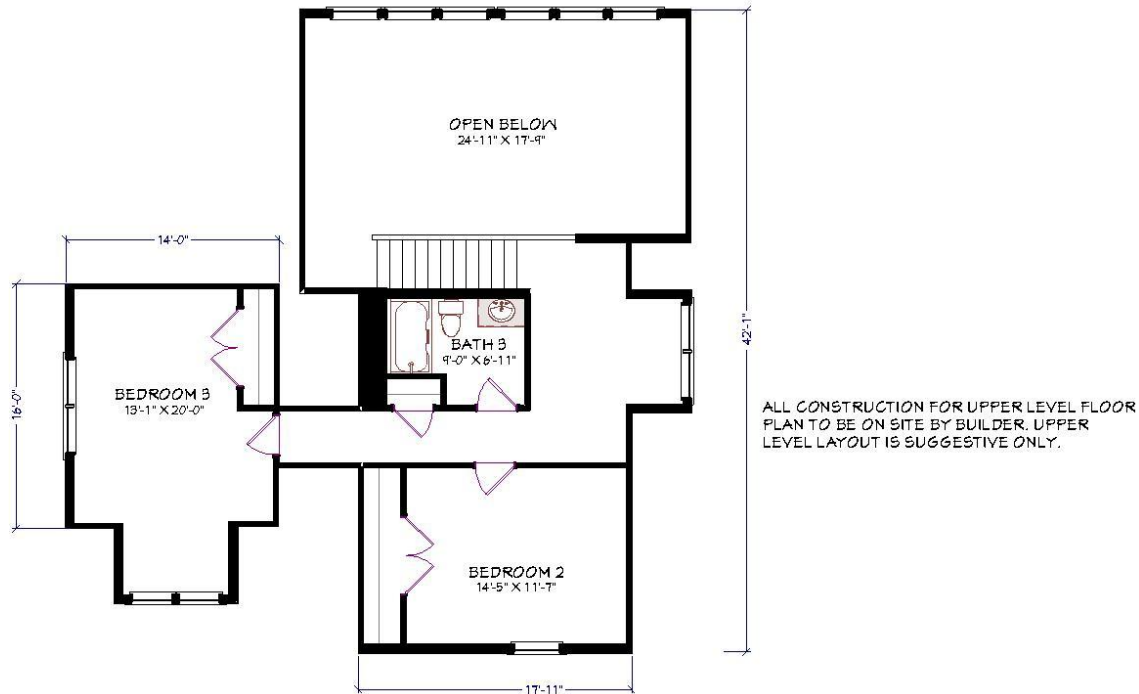
Optional decorative exterior features that are shown on renderings are not included in default pricing. Always refer to sales order for exact specifications and options.



West Point 2357 sq ft Cape



West Point 2357 sq ft Cape Elev A

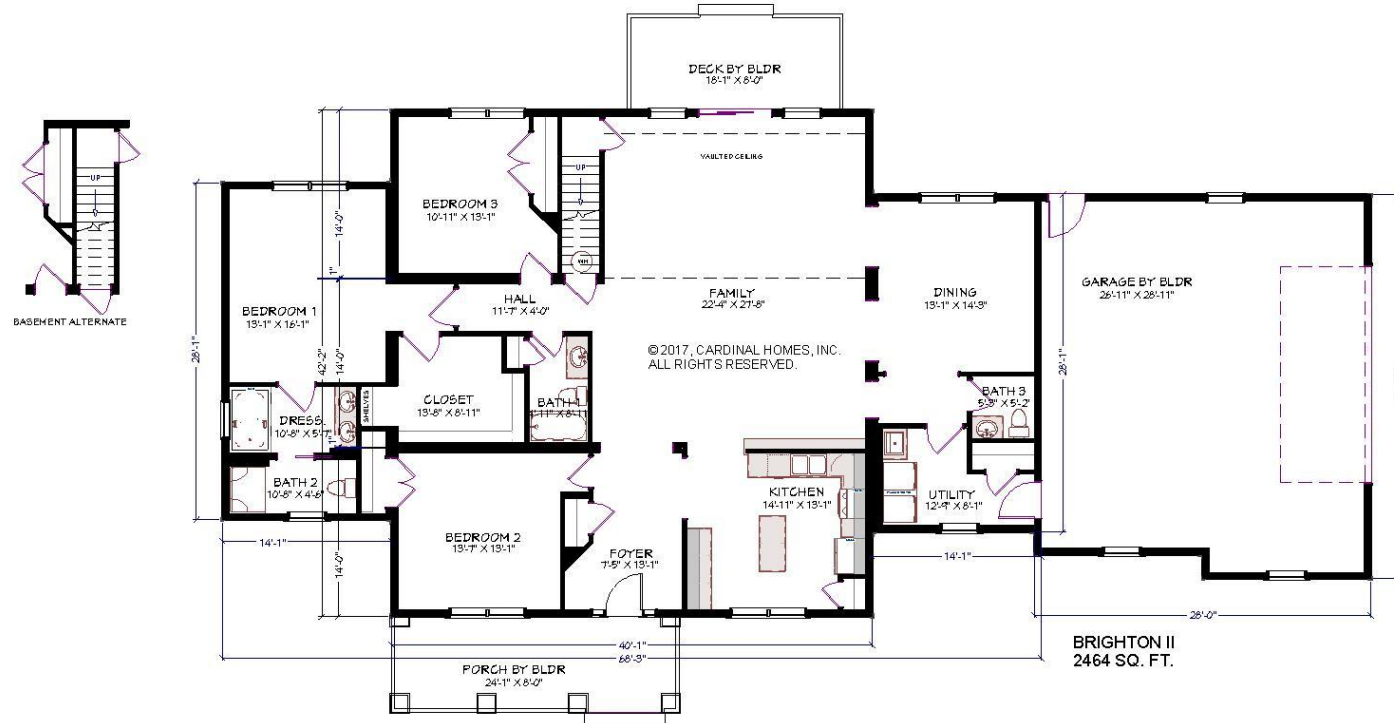


Brighton II-2464 sq. ft. ranch

Optional decorative exterior features that are shown on renderings are not included in default pricing. Always refer to sales order for exact specifications and options.



Brighton II-2464 sq. ft. ranch

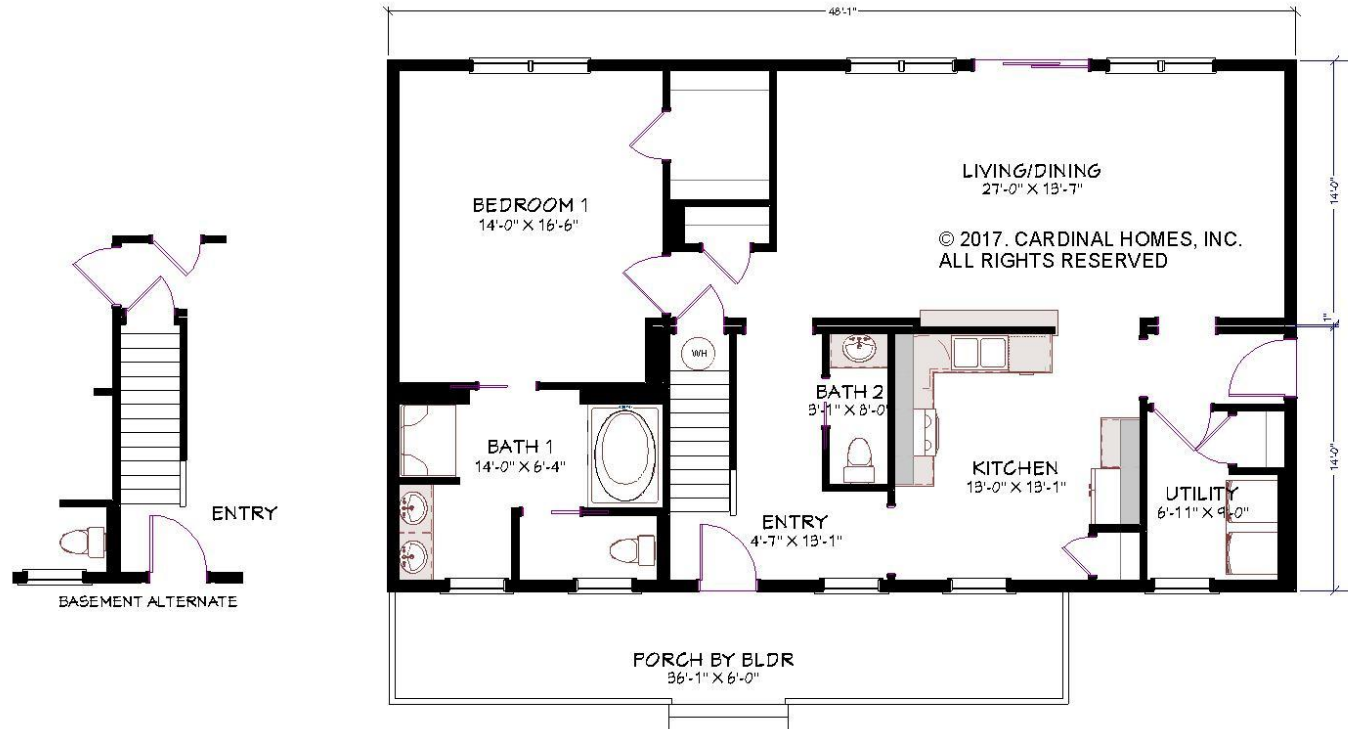


Peyton 2562 sq. ft. two story

Optional decorative exterior features that are shown on renderings are not included in default pricing. Always refer to sales order for exact specifications and options.

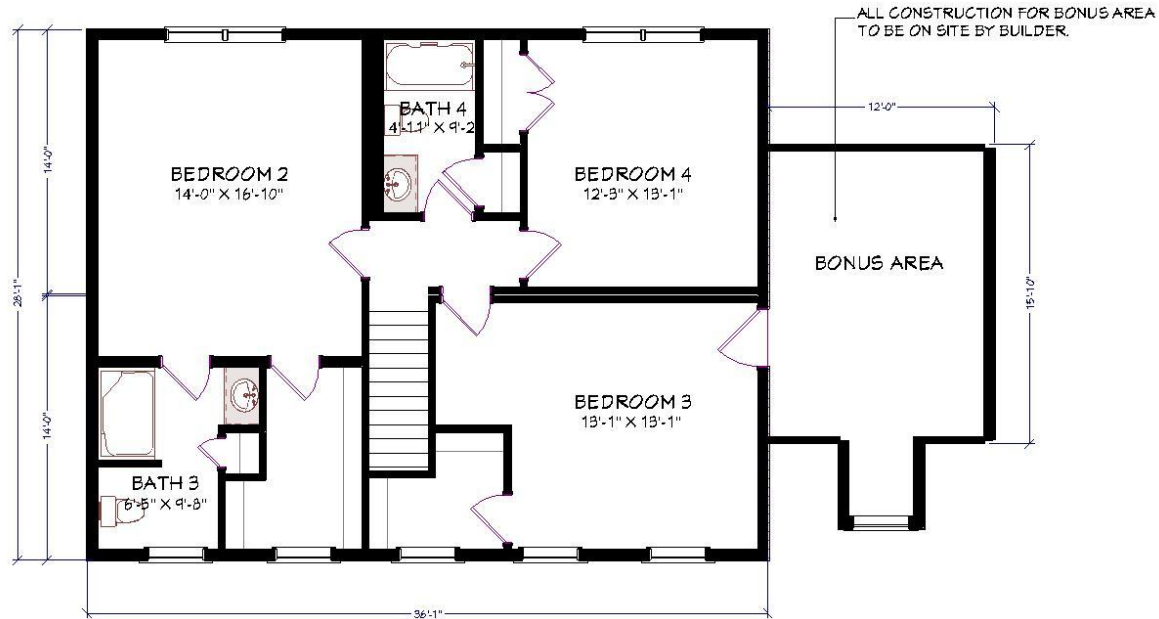


Peyton 2562 sq. ft. two story



PEYTON
2562 SQ. FT.

Peyton 2562 sq. ft. two story

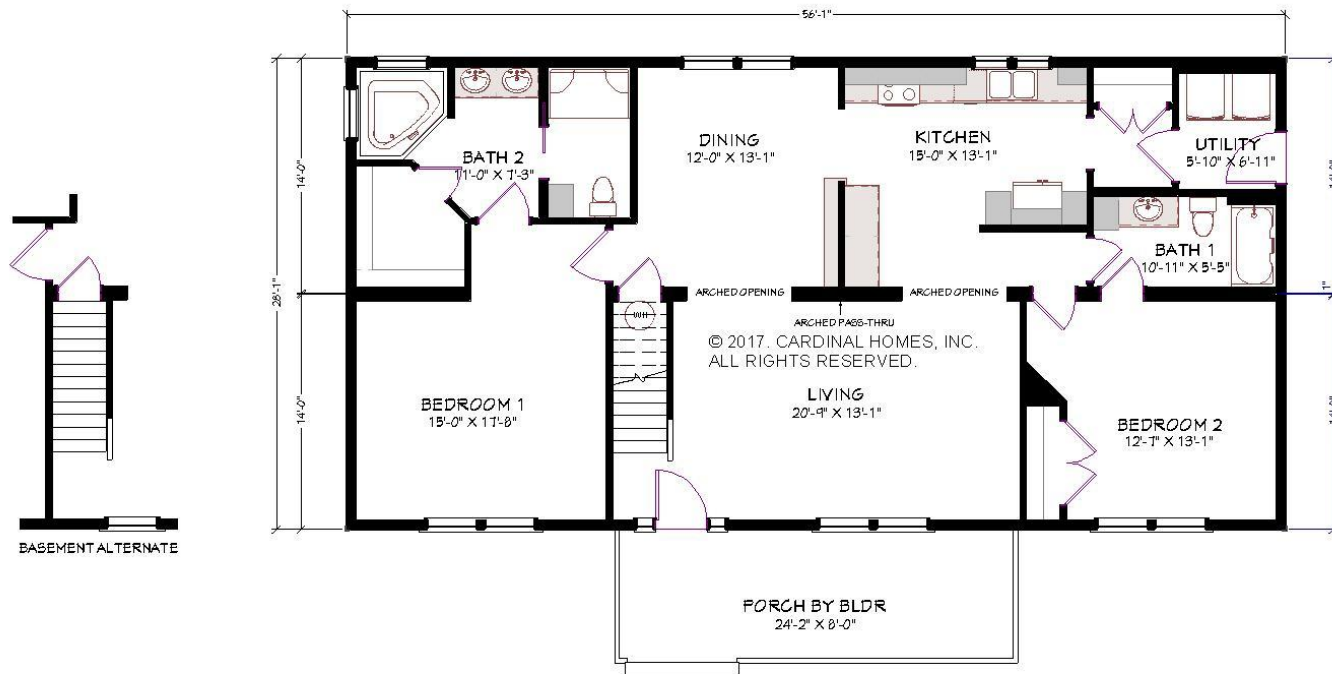


Davenside II-2798 sq. ft. cape

Optional decorative exterior features that are shown on renderings are not included in default pricing. Always refer to sales order for exact specifications and options.

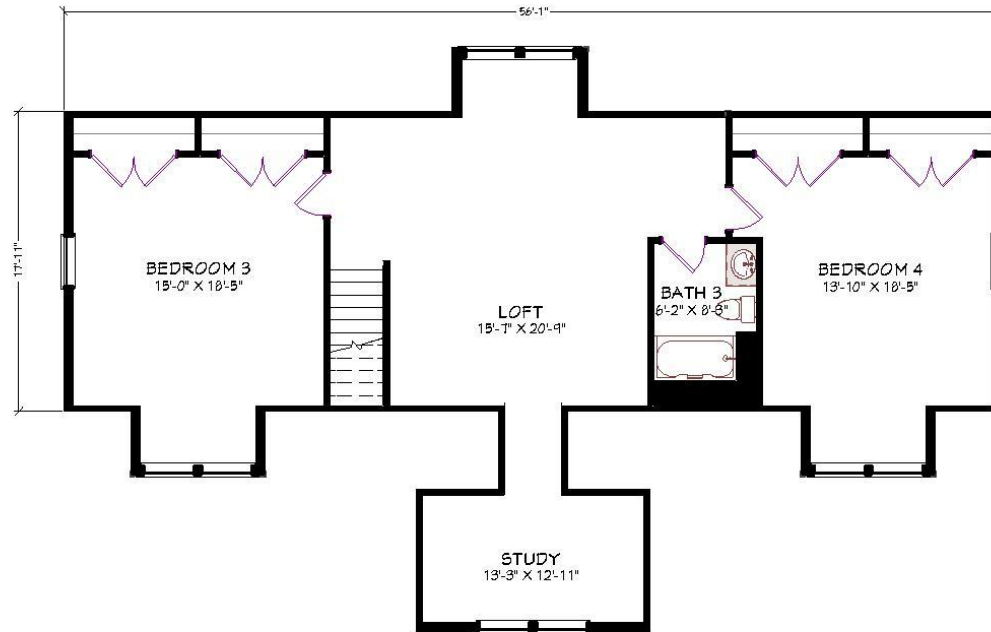


Davenside II-2798 sq. ft. cape



DAVENSIDE II
1568 SQ. FT.
2798 SQ. FT. TOTAL (INCLUDES
UNFINISHED BONUS AREA)

Davenside II-2798 sq. ft. cape



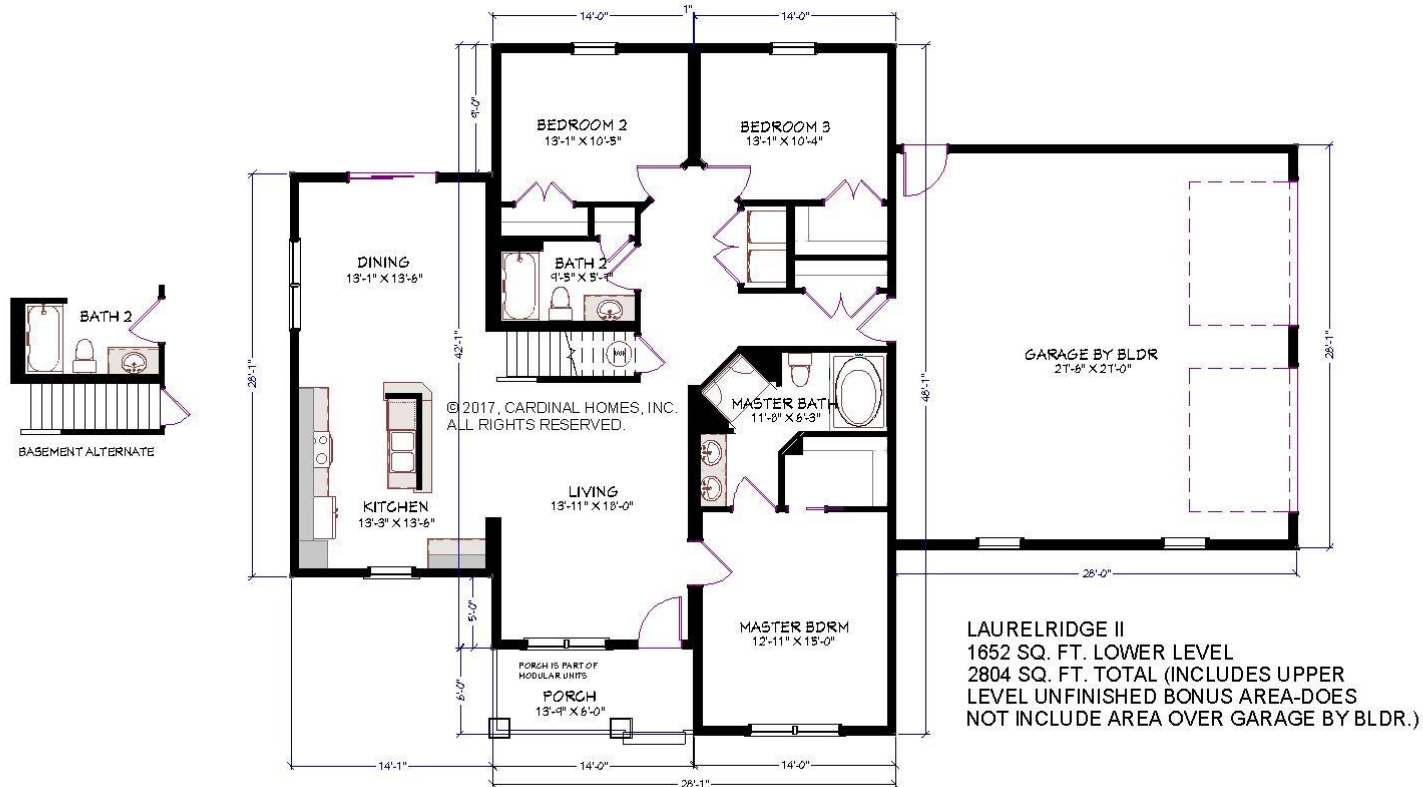
ALL CONSTRUCTION FOR UPPER LEVEL FLOOR
PLAN TO BE ON SITE BY BUILDER. UPPER
LEVEL LAYOUT IS SUGGESTIVE ONLY.

Laurelridge II 2804 sq. ft. cape

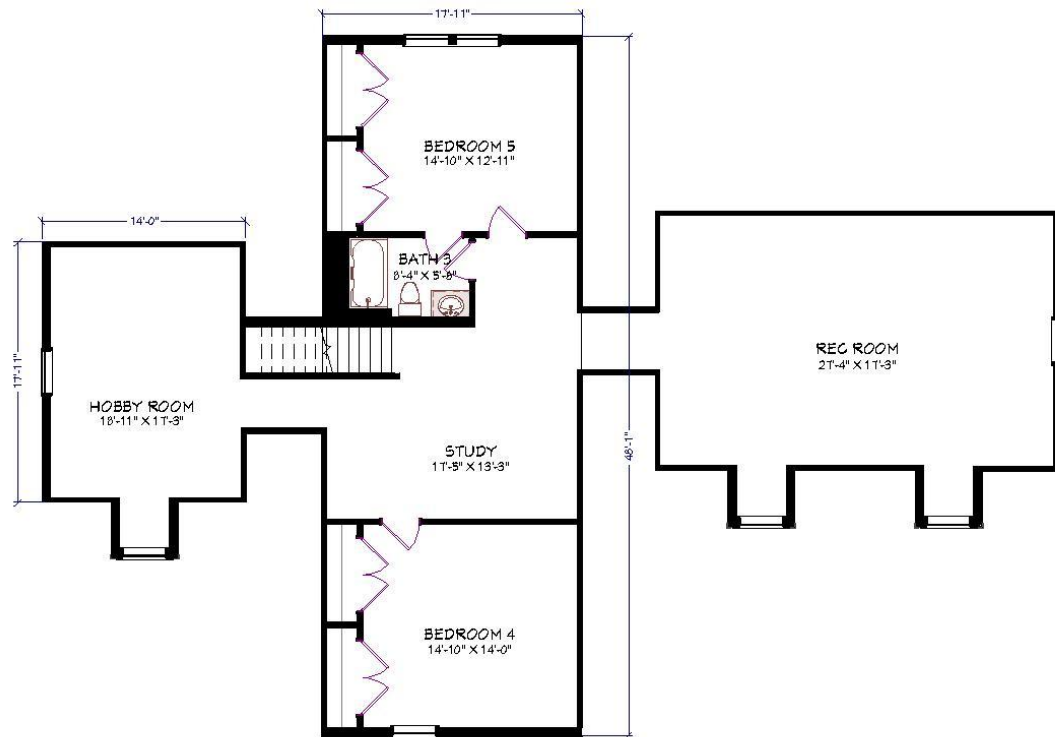
Optional decorative exterior features that are shown on renderings are not included in default pricing. Always refer to sales order for exact specifications and options.



Laurelridge II 2804 sq. ft. cape



Laurelridge II 2804 sq. ft. cape



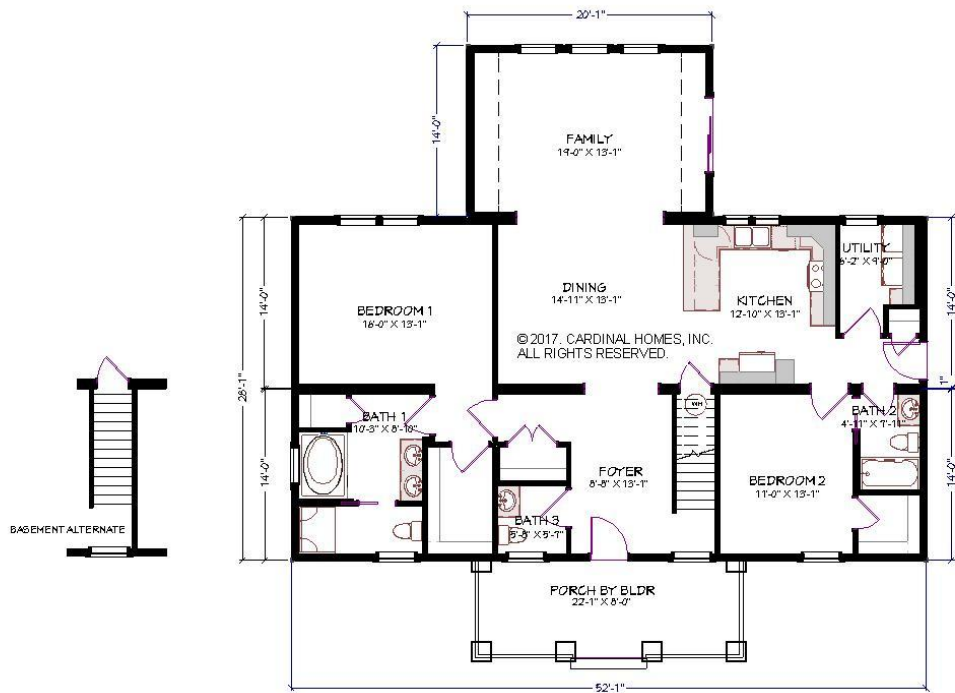
ALL CONSTRUCTION FOR UPPER LEVEL FLOOR
PLAN TO BE ON SITE BY BUILDER. UPPER
LEVEL LAYOUT IS SUGGESTIVE ONLY.

Waterside II 2865 sq. ft. cape

Optional decorative exterior features that are shown on renderings are not included in default pricing. Always refer to sales order for exact specifications and options.

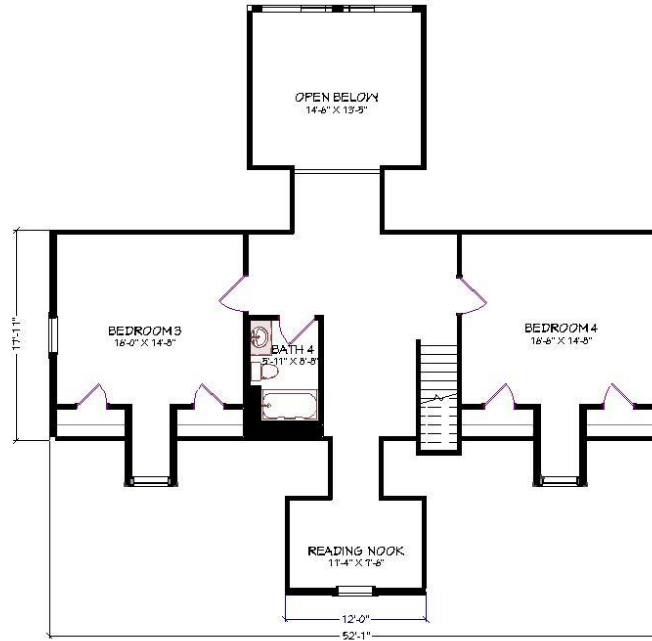


Waterside II 2865 sq. ft. cape



WATERSIDE II
1736 SQ. FT.
2865 SQ. FT. TOTAL (INCLUDES
UNFINISHED BONUS AREA)

Waterside II 2865 sq. ft. cape



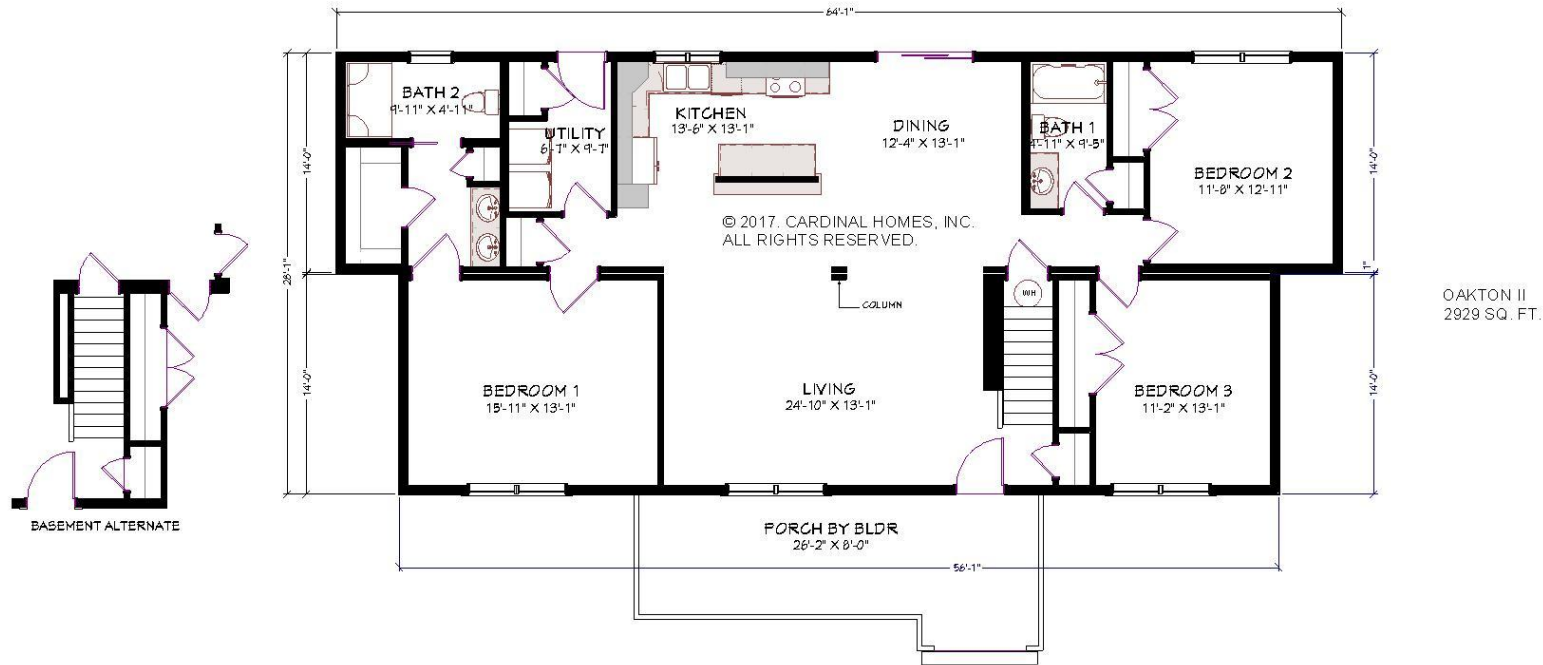
ALL CONSTRUCTION FOR UPPER LEVEL FLOOR
PLANT TO BE ON SITE BY BUILDER UPPER
LEVEL LAYOUT IS SUGGESTIVE ONLY.

Oakton II 2929 sq. ft. Cape

Optional decorative exterior features that are shown on renderings are not included in default pricing. Always refer to sales order for exact specifications and options.



Oakton II 2929 sq. ft. Cape



Oakton II 2929 sq. ft. Cape



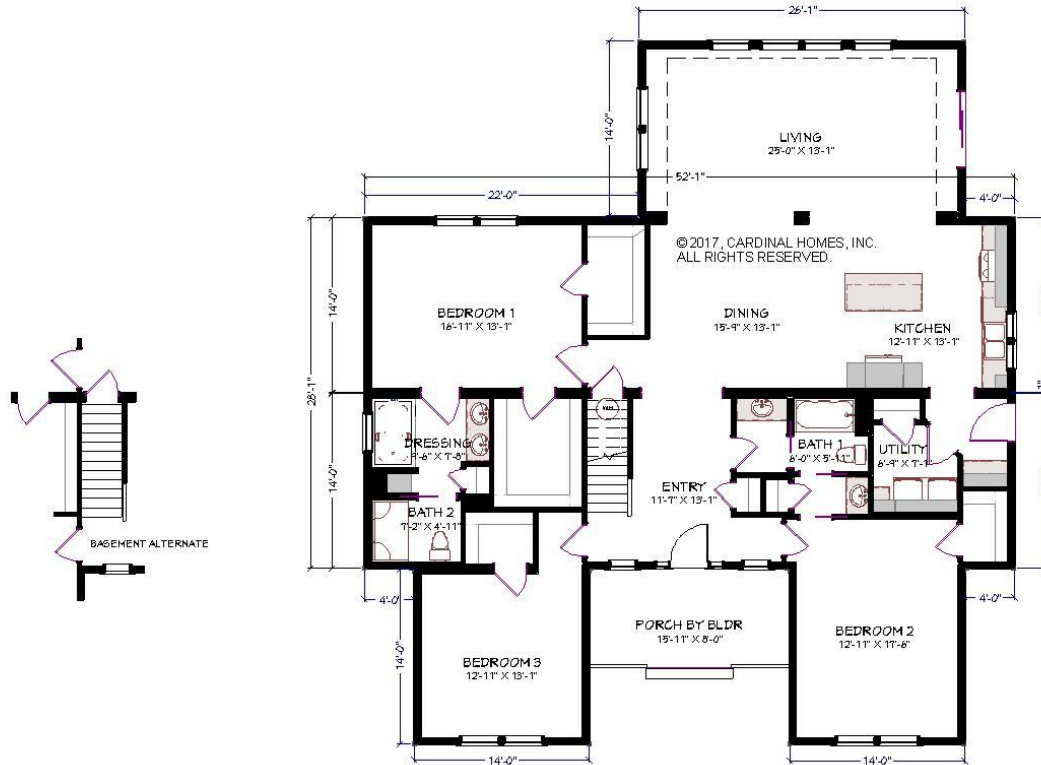
ALL CONSTRUCTION FOR UPPER LEVEL FLOOR
PLAN TO BE ON SITE BY BUILDER. UPPER
LEVEL LAYOUT IS SUGGESTIVE ONLY.

Bridgeside II 3211 sq. ft. Cape

Optional decorative exterior features that are shown on renderings are not included in default pricing. Always refer to sales order for exact specifications and options.

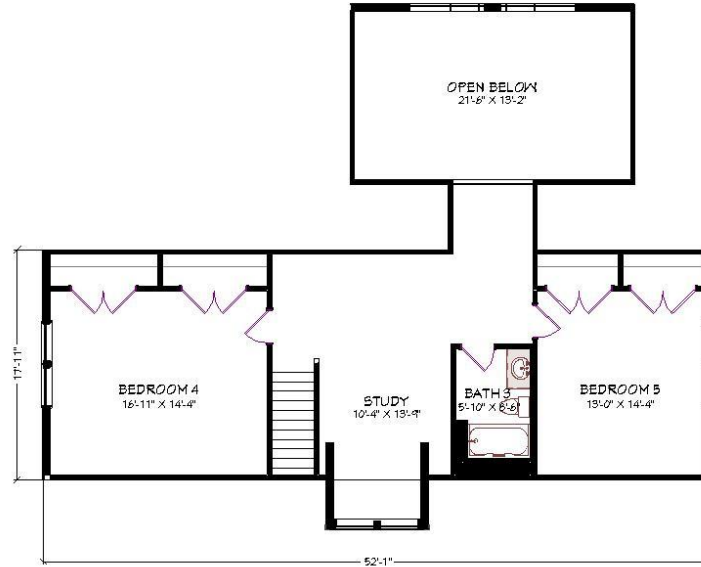


Bridgeside II 3211 sq. ft. Cape



BRIDGESIDE II
2212 SQ. FT. 1ST FLOOR
3211 SQ. FT. TOTAL INCLUDING
UNFINISHED UPPER LEVEL BONUS AREA

Bridgeside II 3211 sq. ft. Cape



ALL CONSTRUCTION FOR UPPER LEVEL FLOOR
PLAN TO BE ON SITE BY BUILDER. UPPER
LEVEL LAYOUT IS SUGGESTIVE ONLY.

Morganton II Elevation A-3471 sq. ft.

Optional decorative exterior features that are shown on renderings are not included in default pricing. Always refer to sales order for exact specifications and options.



Morganton II Elevation B-3471 sq. ft.



36'-1"

20'-1"

14'-0"

14'-0"

9'-0"

14'-0"

15'-0"

24'-1"

9'-1"

23'-0"

NOOK
11'-6" X 13'-3"

LIVING
20'-7" X 13'-1"

MASTER BDRM
11'-7" X 13'-1"

KITCHEN
14'-11" X 13'-4"

BATH 1
5'-3" X 5'-2"

BATH 2
9'-5" X 10'-7"

UTILITY
6'-6" X 13'-1"

ENTRY
8'-9" X 7'-7"

DINING
13'-11" X 13'-1"

PORCH BY BLDR
8'-9" X 5'-8"

BATH

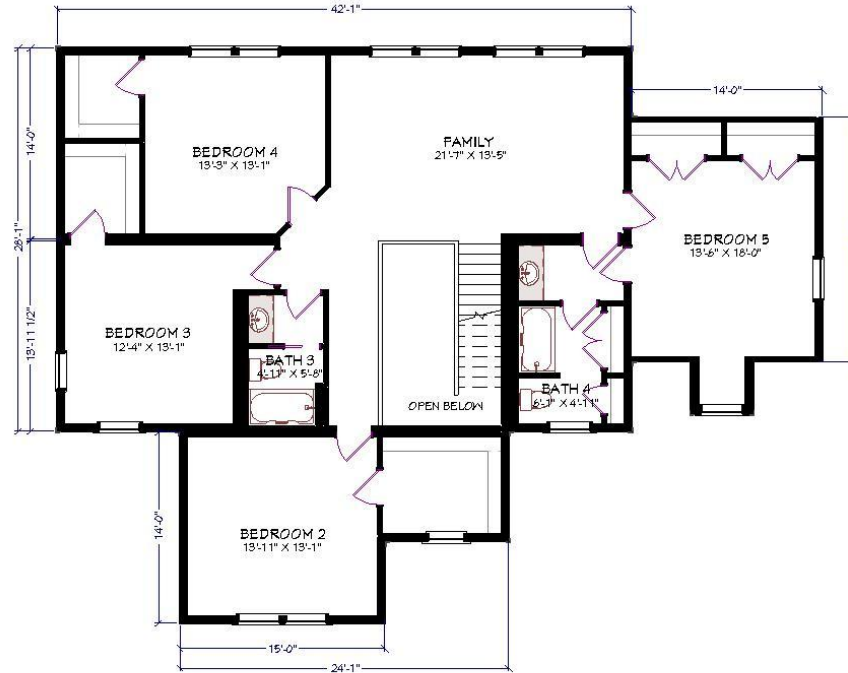
BED

BASEMENT ALTERNATE

MORGANTON II
3471 SQ. FT.

© 2018, CARDINAL HOMES, INC.
ALL RIGHTS RESERVED.

Morganton II -3471 sq. ft.



Rutherford 3982 sq. ft. Cape Elevation A

Optional decorative exterior features that are shown on renderings are not included in default pricing. Always refer to sales order for exact specifications and options.

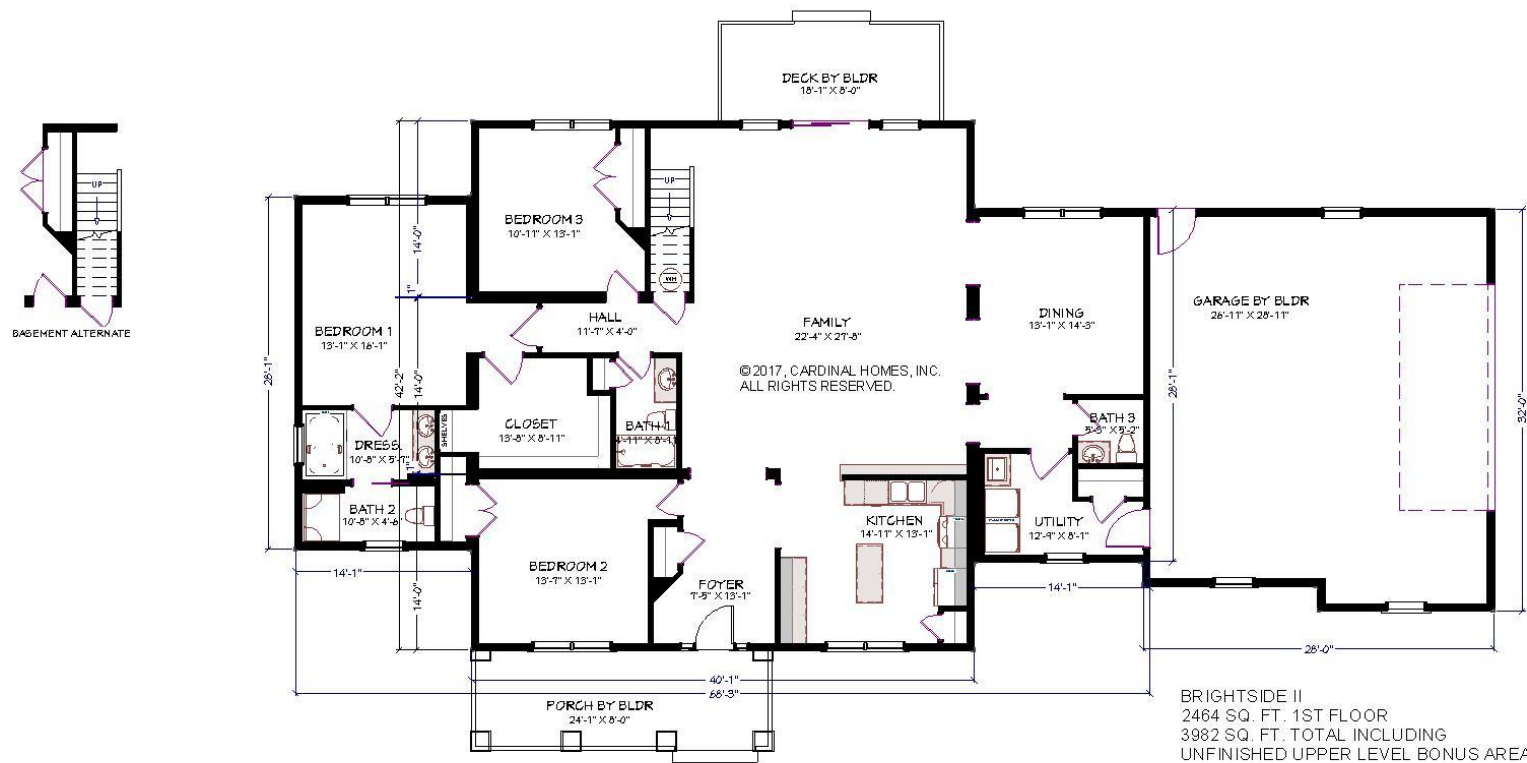


Rutherford 3982 sq. ft. Cape Elevation B

Optional decorative exterior features that are shown on renderings are not included in default pricing. Always refer to sales order for exact specifications and options.

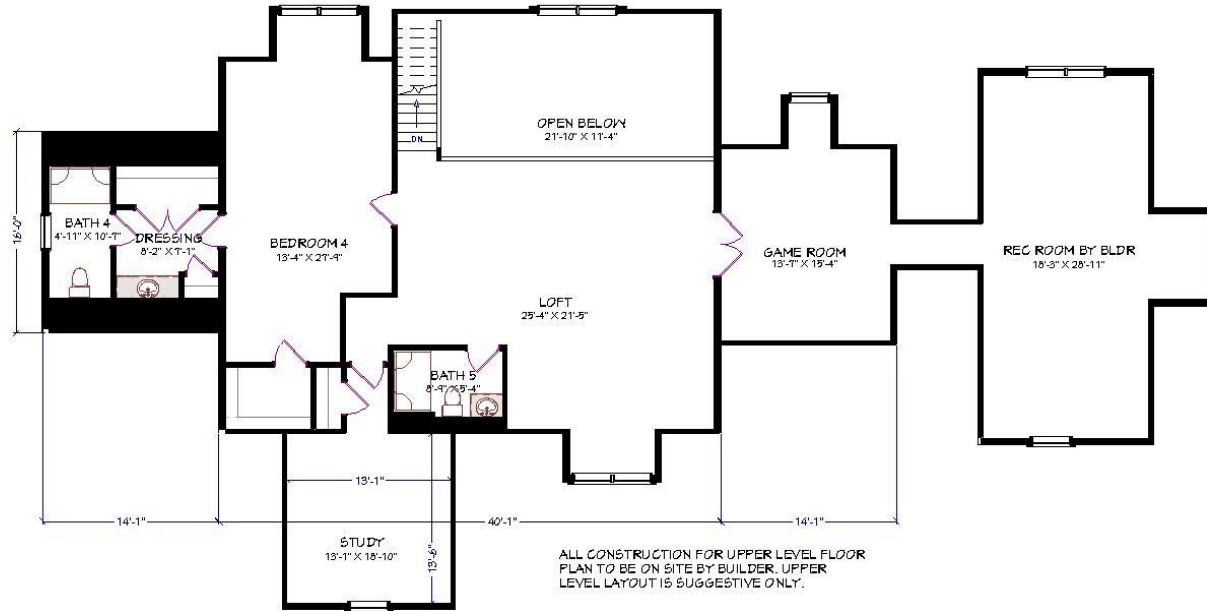


Rutherford 3982 sq. ft. Cape



BRIGHTSIDE II
2464 SQ. FT. 1ST FLOOR
3982 SQ. FT. TOTAL INCLUDING
UNFINISHED UPPER LEVEL BONUS AREA

Rutherford 3982 sq. ft. Cape



COASTAL COLLECTION



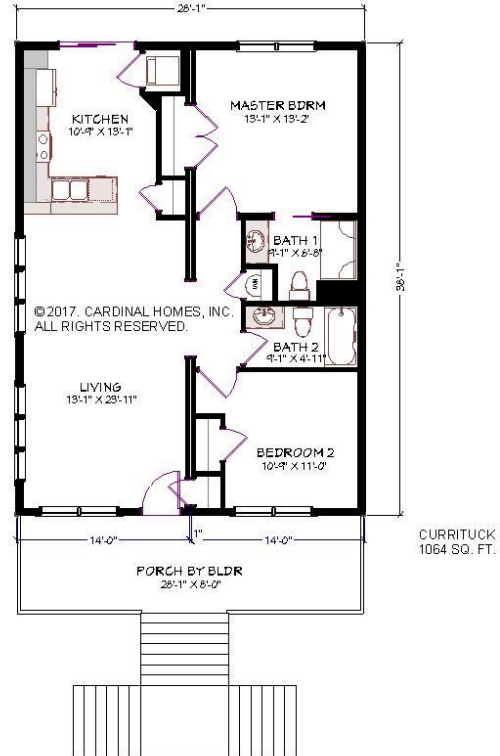
Currituck-1064 sq. ft. ranch

Optional decorative exterior features that are shown on renderings are not included in default pricing.

Always refer to sales order for exact specifications and options.



Currituck-1064 sq. ft. ranch

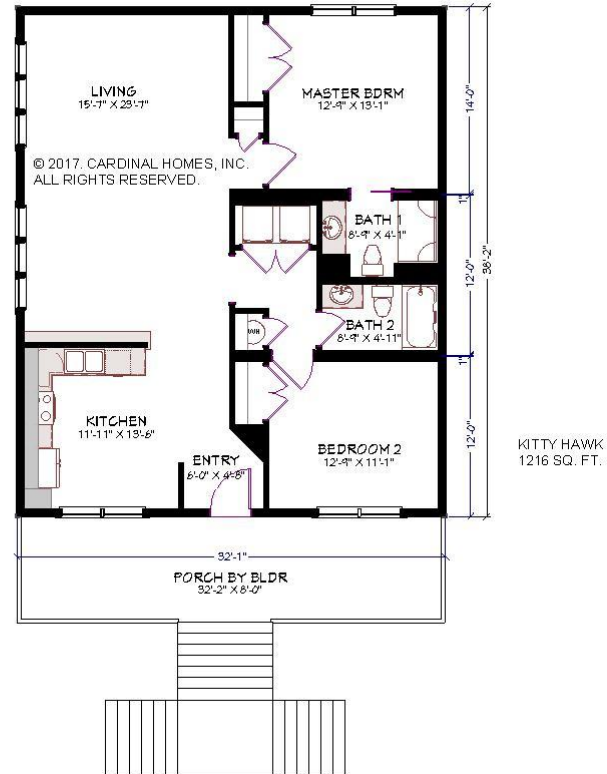
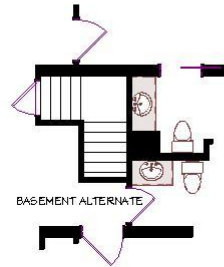


Kitty Hawk 1216 sq. ft. ranch

Optional decorative exterior features that are shown on renderings are not included in default pricing. Always refer to sales order for exact specifications and options.



Kitty Hawk 1216 sq. ft. ranch

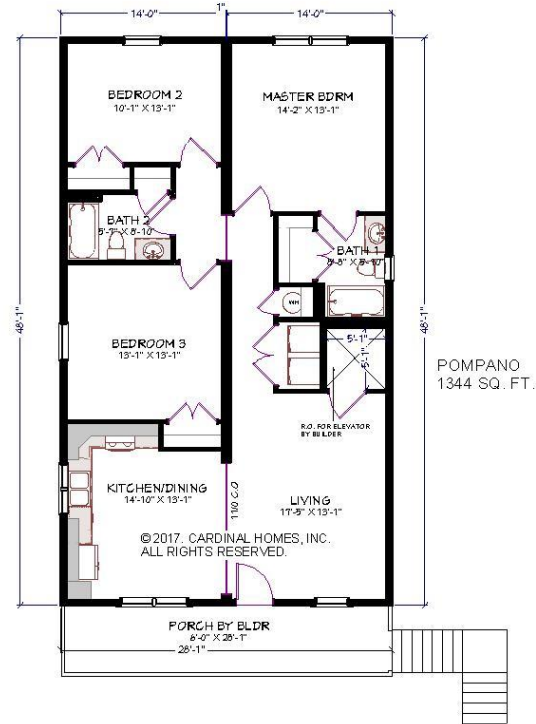


Pompano 1344 sq. ft. ranch

Optional decorative exterior features that are shown on renderings are not included in default pricing. Always refer to sales order for exact specifications and options.



Pompano 1344 sq. ft. ranch

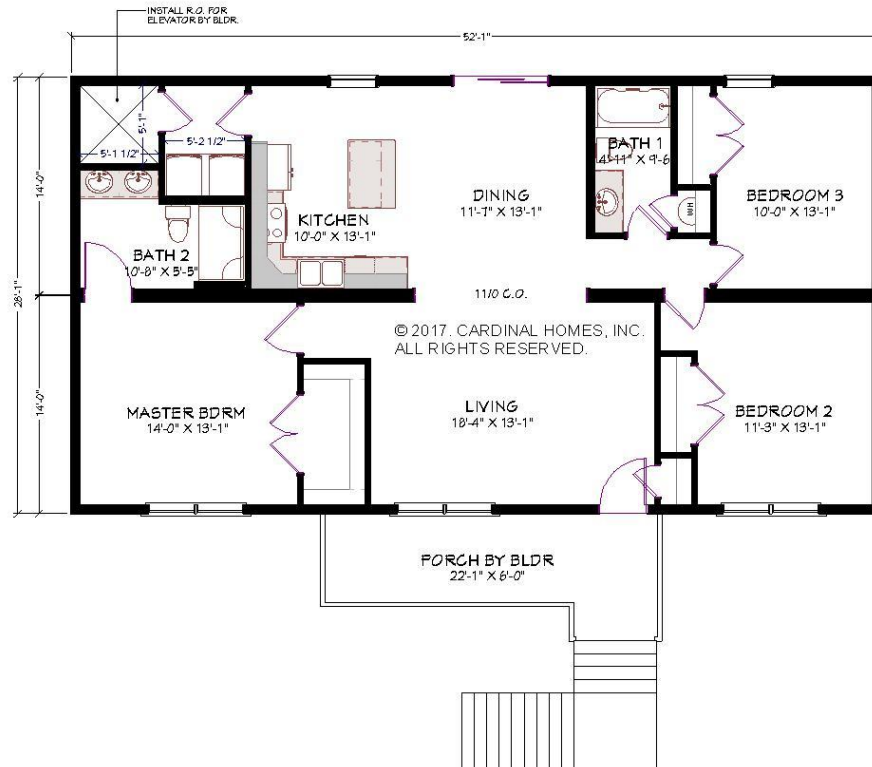


Belle Glade 1456 sq. ft. ranch

Optional decorative exterior features that are shown on renderings are not included in default pricing. Always refer to sales order for exact specifications and options.



Belle Glade 1456 sq. ft. ranch



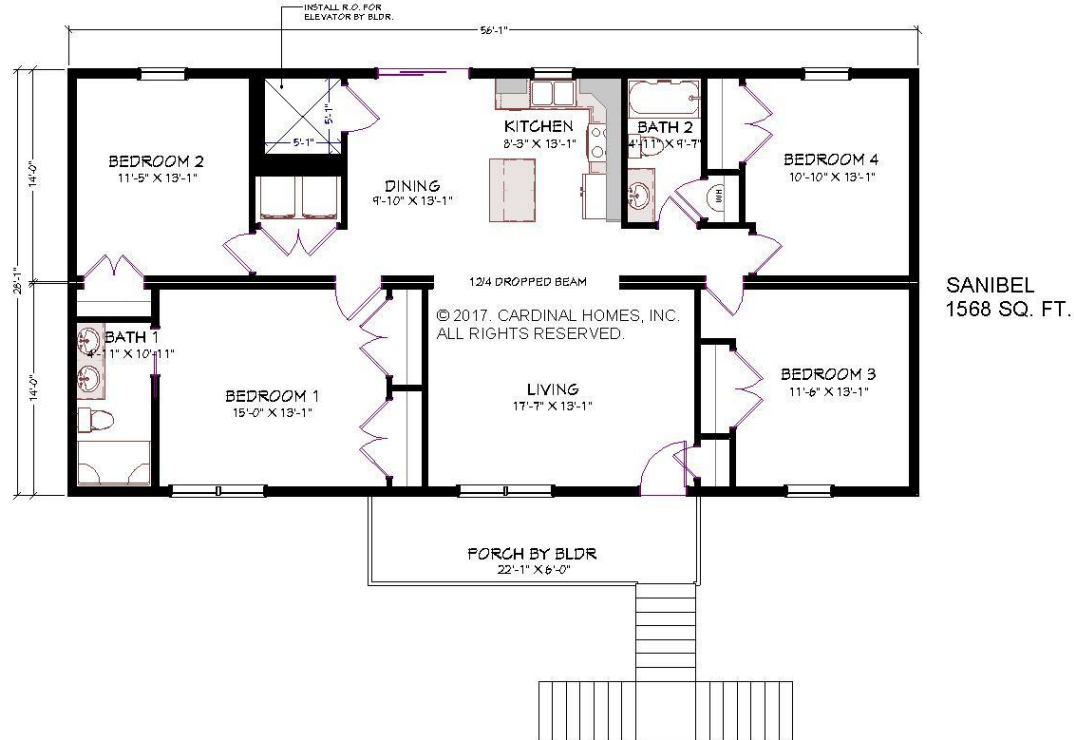
BELLE GLADE
1456 SQ FT

Sanibel 1568 sq. ft. ranch

Optional decorative exterior features that are shown on renderings are not included in default pricing. Always refer to sales order for exact specifications and options.



Sanibel 1568 sq. ft. ranch

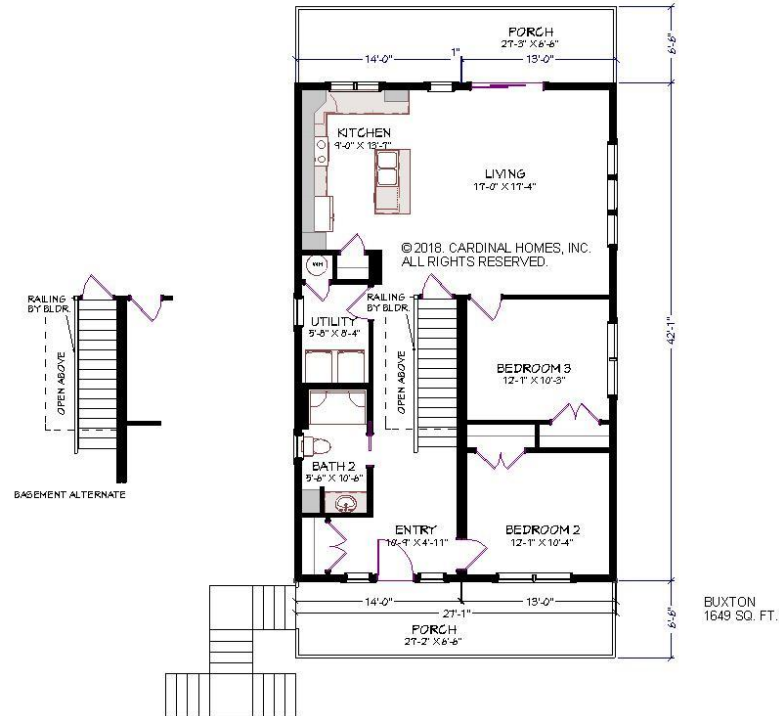


Buxton-1649 sq. ft. two story


Optional decorative exterior features that are shown on renderings are not included in default pricing. Always refer to sales order for exact specifications and options.



Buxton-1649 sq. ft. two story



Buxton-1649 sq. ft. two story

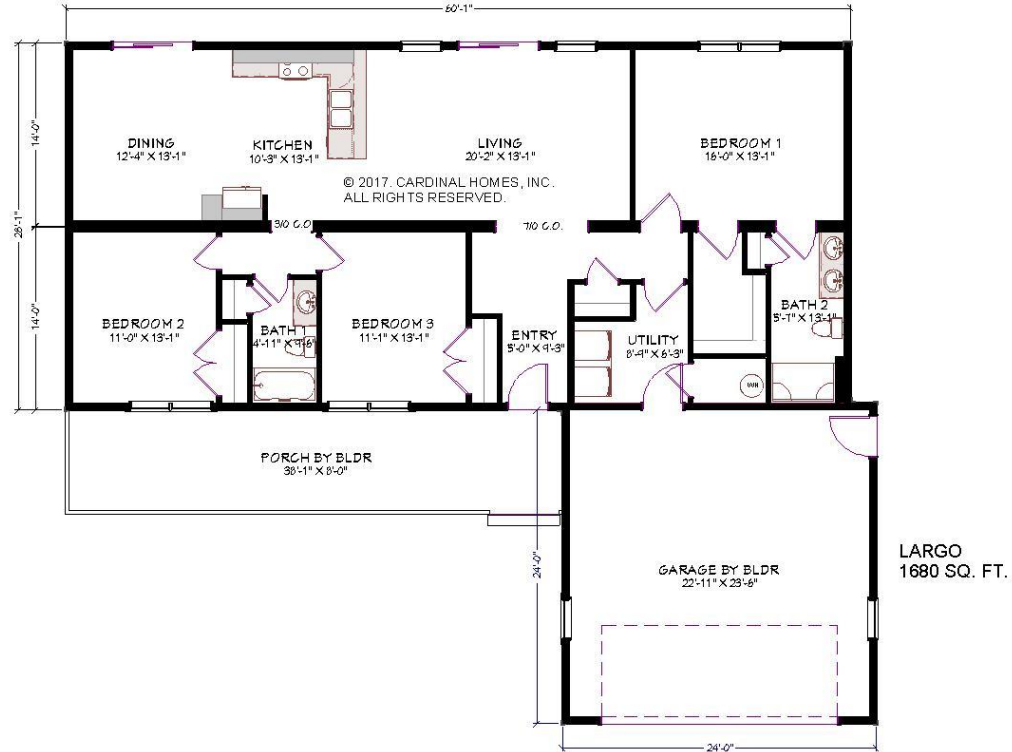


Largo 1680 sq. ft. ranch

Optional decorative exterior features that are shown on renderings are not included in default pricing. Always refer to sales order for exact specifications and options.



Largo 1680 sq. ft. ranch

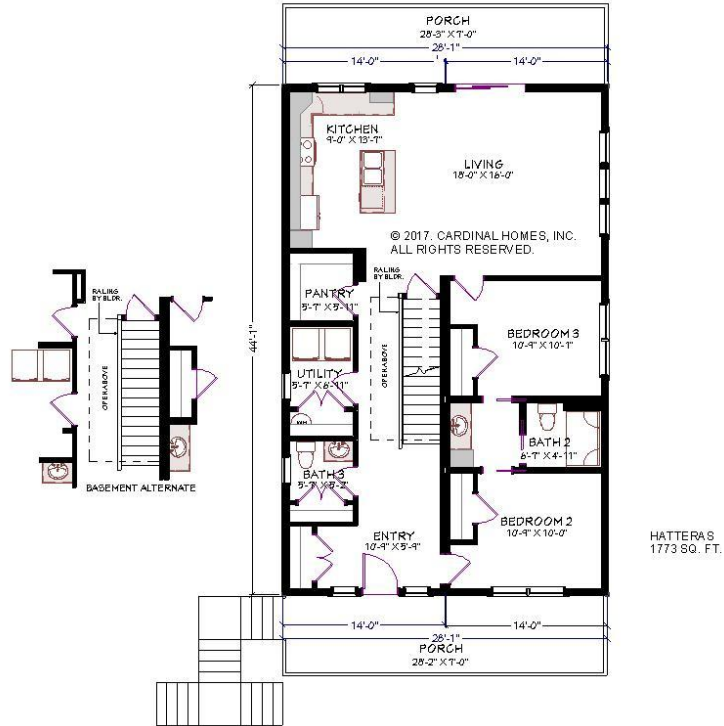


Hatteras 1773 sq. ft. two story

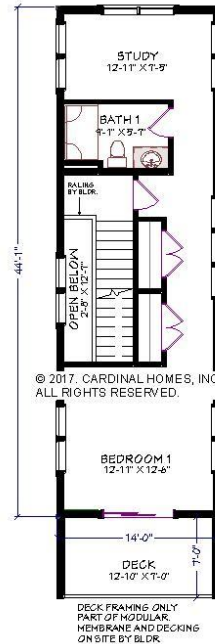
Optional decorative exterior features that are shown on renderings are not included in default pricing. Always refer to sales order for exact specifications and options.



Hatteras 1773 sq. ft. two story



Hatteras 1773 sq. ft. two story

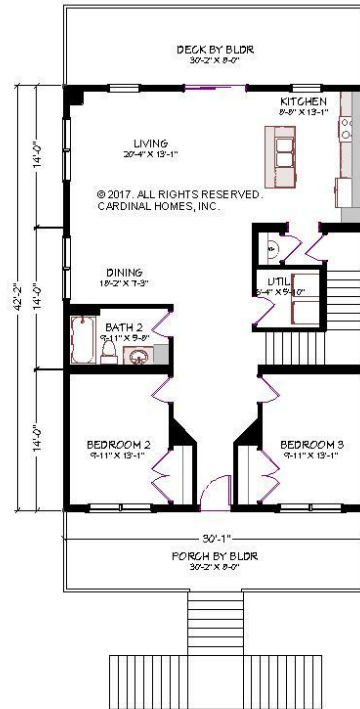


Hanover-2280 sq. ft. cape

Optional decorative exterior features that are shown on renderings are not included in default pricing. Always refer to sales order for exact specifications and options.

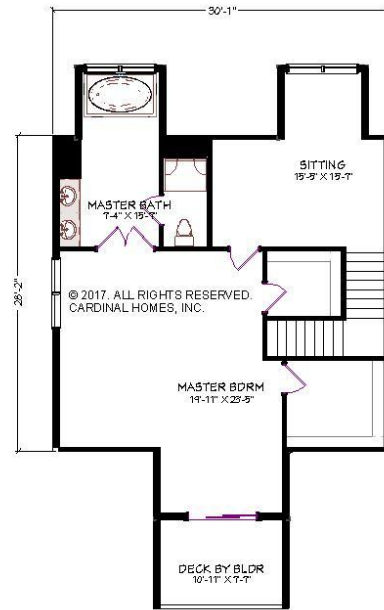


Hanover-2280 sq. ft. cape



HANOVER
ELEVATION A
2280 SQ. FT.

Hanover-2280 sq. ft. cape



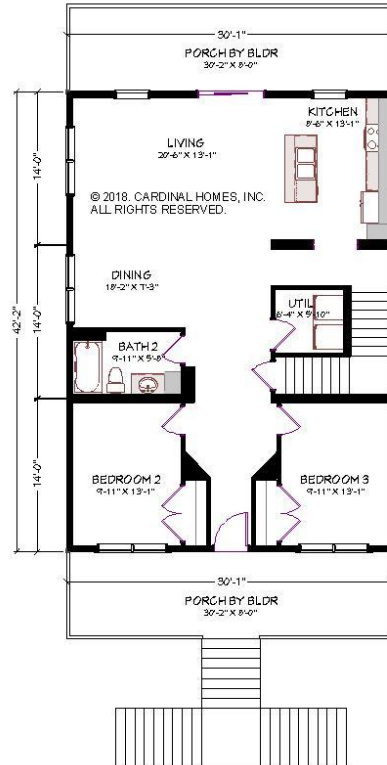
ALL CONSTRUCTION FOR UPPER LEVEL FLOOR
PLAN TO BE ON SITE BY BUILDER. UPPER
LEVEL LAYOUT IS SUGGESTIVE ONLY.

Hanover II-2280 sq. ft. cape

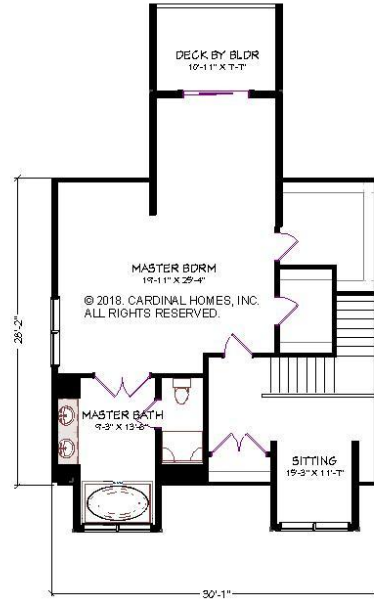
Optional decorative exterior features that are shown on renderings are not included in default pricing. Always refer to sales order for exact specifications and options.



Hanover II-2280 sq. ft. cape



Hanover II-2280 sq. ft. cape



HYBRID MODULAR COLLECTION

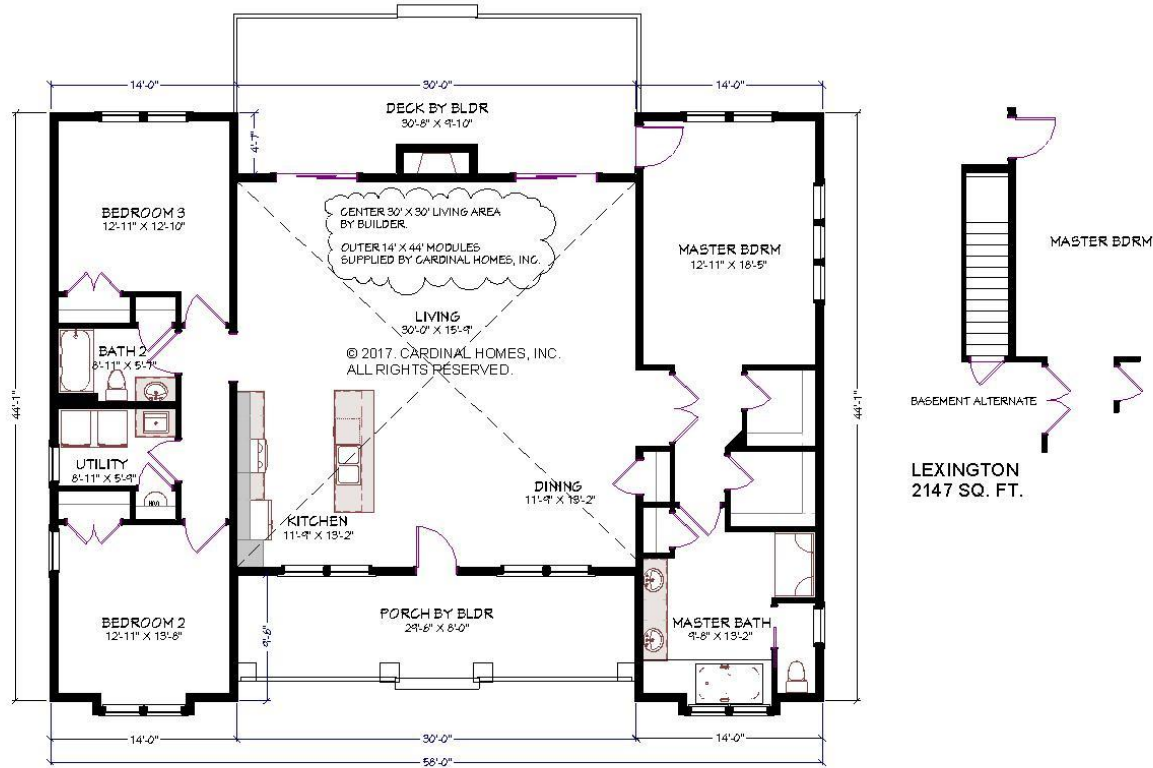


Lexington-2147 sq. ft. ranch

Optional decorative exterior features that are shown on renderings are not included in default pricing. Always refer to sales order for exact specifications and options.



Lexington-2147 sq. ft. ranch

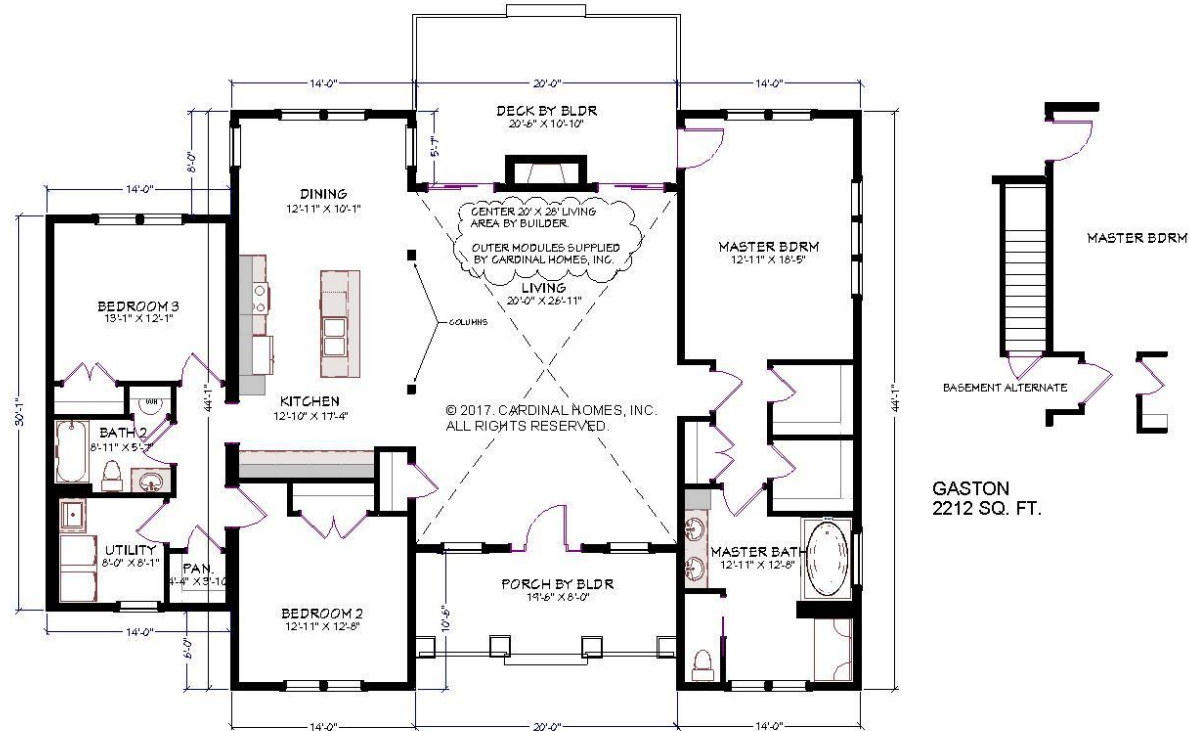


Gaston-2212 sq. ft. ranch Elevation A

Optional decorative exterior features that are shown on renderings are not included in default pricing. Always refer to sales order for exact specifications and options.



Gaston-2212 sq. ft. ranch Elevation A



Gaston-2212 sq. ft. ranch Elevation B

Optional decorative exterior features that are shown on renderings are not included in default pricing. Always refer to sales order for exact specifications and options.



Gaston-2212 sq. ft. ranch Elevation B

