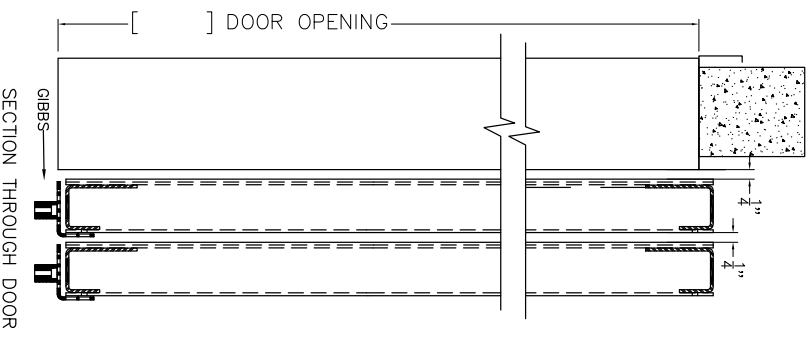
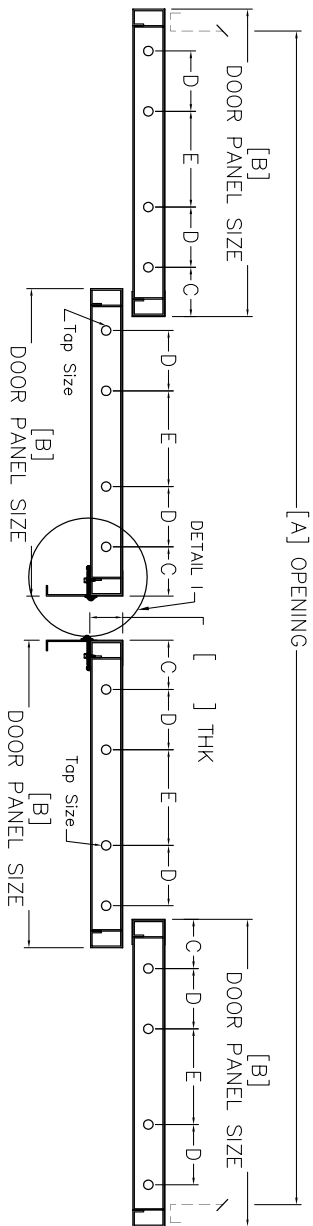
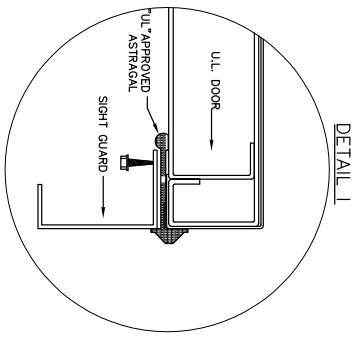


FIELD SURVEY DRILLING BLANK
TWO-SPEED CENTER OPENING
HATCH DOOR



(ELEVATION VIEW SHAFT SIDE)

GENERAL SPECIFICATIONS & DATA

DOOR SETS REQUIRED: _____

DOOR CONSTRUCTION: 16/14GA CRS

UL B 1 1/2" HOUR FIRE RATED

- DOOR FINISH:
- STAINLESS STEEL
 - MUNTZ
 - CRS, PAINTED
 - PLASTIC LAMINATE

GIBBS REQUIRED: (2 PER DOOR)
SAFETY RETAINER: (1 PER DOOR)

- DOOR DRILLING:
- GAL
 - MAC
 - OTS
 - OTHER _____

- TOP DOOR TAP SIZE
- 1/4"-20
 - 1/2"-13
 - OTHER _____

SYMBOL	DIMENSION TABLE	DIMENSION
A		
B		
C		
D		
E		

TITLE: TWO-SPEED CENTER OPENING HATCH DOOR

CUSTOMER: _____

JOB NAME: _____

LOCATION: _____

ARCHITECT: _____ SCALE: NONE

DRAWN BY: AA SHEET NO. 1 OF 2