

GENERAL SPECIFICATIONS & DATA

DOOR(S) REQUIRED:

- LEFT HAND AS SHOWN
- RIGHT HAND OPPOSITE

DOOR CONSTRUCTION: 16/14GA CRS

UL B 1 1/2" HOUR FIRE RATED

DOOR FINISH:

- STAINLESS STEEL
- MUNTZ
- CRS, PAINTED
- PLASTIC LAMINATE

GIBBS REQUIRED: (2 PER DOOR)

SAFETY RETAINER: (1 PER DOOR)

DOOR DRILLING:

- GAL
- MAC
- OTS
- OTHER _____

TOP DOOR TAP SIZE

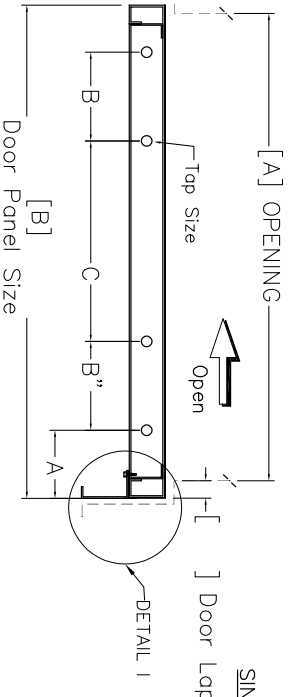
- 1/4"-20
- 1/2"-13
- OTHER _____

DIMENSION TABLE

SYMBOL	DIMENSION
A	
B	
C	
D	
E	


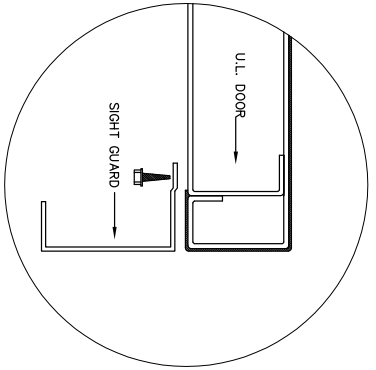
FIELD SURVEY DRILLING BLANK
SINGLE-SPEED RIGHT/LEFT HAND OPENING
HATCH DOOR

LEFT HAND AS SHOWN
RIGHT HAND OPPOSITE

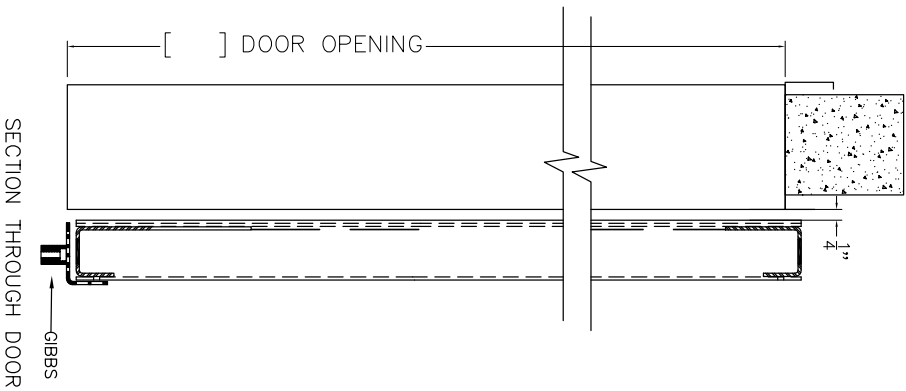


- KEYHOLE
- REQUIRED
- NOT REQUIRED

DETAIL 1



ELEVATION VIEW SHAFT SIDE



SECTION THROUGH DOOR

TITLE: SINGLE-SPEED SIDE OPENING HATCH DOOR

CUSTOMER:

JOB NAME:

LOCATION:

ARCHITECT:

DRAWN BY: AA

SCALE: NONE

SHEET NO

1 OF 2