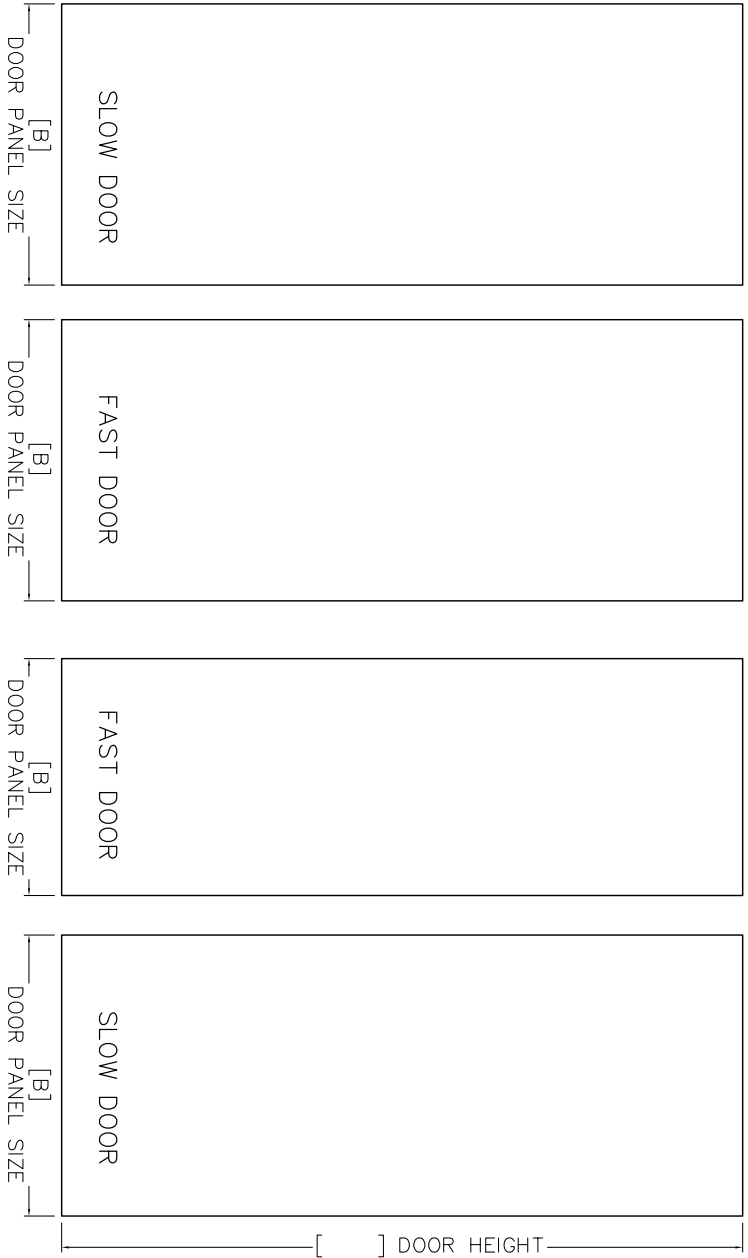
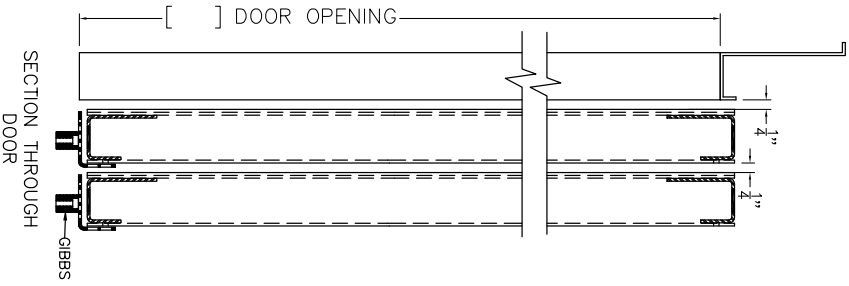
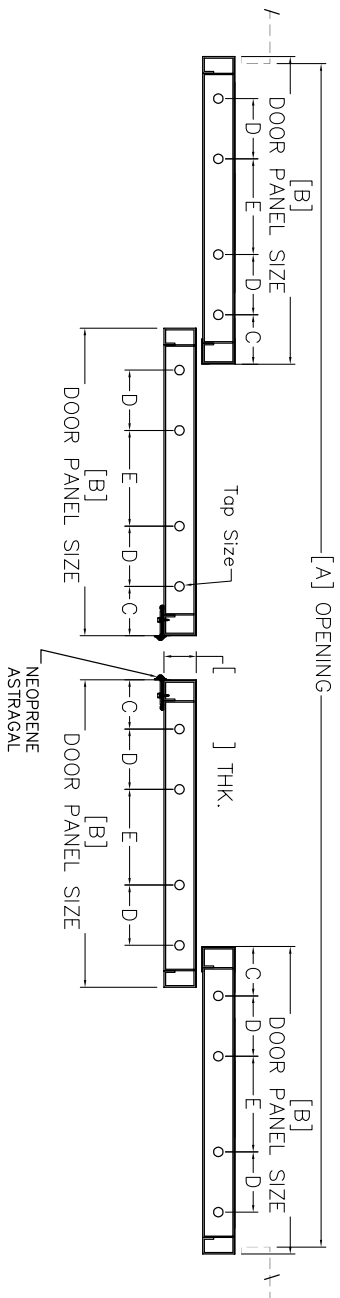


FIELD SURVEY DRILLING BLANK
TWO-SPEED CENTER OPENING
CAB DOOR



(ELEVATION VIEW HALL SIDE)

GENERAL SPECIFICATIONS & DATA

DOOR SETS REQUIRED: _____

DOOR CONSTRUCTION: 16GA CRS

- DOOR FINISH:
- STAINLESS STEEL
 - MUNTZ
 - CRS. PAINTED
 - PLASTIC LAMINATE

GIBBS REQUIRED: (2 PER DOOR)

- DOOR DRILLING:
- GAL
 - MAC
 - OTIS
 - OTHER: _____

TOP DOOR TAP SIZE

- 1/4"-20
- 1/2"-13
- OTHER: _____

SYMBOL	DIMENSION TABLE
A	
B	
C	
D	
E	

TITLE: TWO-SPEED CENTER OPENING CAB DOOR

CUSTOMER: _____

JOB NAME: _____

LOCATION: _____

ARCHITECT: _____

DRAWN BY: AA

SCALE: NONE

SHEET NO.

2 OF 2