

Novatech®

R370

THE SLIDING FRENCH DOOR





*With Signature brushed chrome handle




OPTIONS

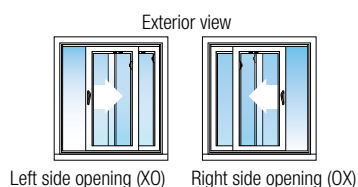
A WIDE VARIETY OF TOPLITES AND SIDELITES CONFIGURATIONS AVAILABLE

- Four points locking mechanism
- Robust security bar with adjustable tip
- Ultra-resistant screen
- Key-lock
- Foot lock

Enhance the look of your patio door with a selection of 6 optional handle finishes:
Brass, Antique Brass, Brushed Nickel (rustproof and Double-D), Oil Rubbed Bronze, Brushed Chrome and Brushed Antique Chrome

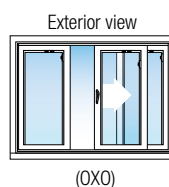


2 PANELS



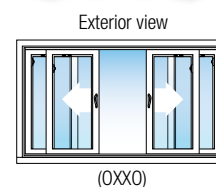
Door dimensions
59 3/8" x 79 1/2"
71 3/8" x 79 1/2"
95 3/8" x 79 1/2"

3 PANELS



OXO, XO0, 00X door dimensions
107 1/2" x 79 1/2"
143 1/2" x 79 1/2"
XOX door dimensions
107 1/2" x 79 1/2"
139 5/8" x 79 1/2"

4 PANELS



Door dimensions
116 3/4" x 79 1/2"
140 3/4" x 79 1/2"
188 13/16" x 79 1/2"

CUSTOM SIZES AVAILABLE

Performance

CERTIFIED UNDER HARMONIZED STANDARDS: AAMA/WDMA/CSA101/I.S.2/A440-08
For detailed results consult our web site at www.novatechpatiodoors.com

Warranty

- 20 year limited warranty on white PVC and white aluminum extrusions
- 10 year limited warranty on Low-E glass unit, integrated blinds painted PVC and Aluminum
- 1 year limited warranty on manufacturing defects and hardware
- Warranty certificate available upon request

Note: The manufacturer reserves the right to make modifications without notice.



The **R370** door has the look of a french door without hinges.
You can therefore arrange the interior and exterior of your home without any obstructions.



MAXIMUM PRIVACY DURING THE DAY...

A photograph of a modern building's exterior at night. The building has horizontal wooden siding and a dark, slatted overhang. A large glass door with a white frame is illuminated from within, showing a warm yellow light. The door is covered with a low-E blind that has horizontal slats. Two vertical light fixtures are mounted on the wall, one on each side of the door. A small potted plant sits on the wooden deck in front of the door. The sky is dark with some stars visible.

...AND AT NIGHT!

WHY CHOOSE A RAISE/LOWER LOW E BLIND?

Maintenance-free

Always clean; no dusting required.

Safety

Safe for children and pets; no cords to play with.
Fully integrated slats between the glass.

Functionality

The height of the blind and the angle of the slats are adjustable to obtain the desired level of privacy. Drapes, furniture and floor coverings are protected from the sun's ultraviolet rays.

Integrated blind entirely made in America.



*3 panels with pewter 3 x 6 contour grids

GLASS OPTIONS



Elegance V-groove glass

Note: Also available with raise/lower LOW E blind.

1 3/4" dividers
Options: 1x3 / 1x3 / 1x4

3 x 1 hanging grids

3 x 5 contour (perimeter)

3 x 5 grids


GRID OPTIONS



Rectangular (flat) 5/8" or 1"



Georgian (Contour) 5/8" or 1"



Rectangular 5/16"



1 3/4" divider

WIDE VARIETY OF
OPTIONAL COLORS
FOR YOUR PATIO DOOR!