



Product Data Sheet

# SWR-U SERIES

"F" Reveal Trim

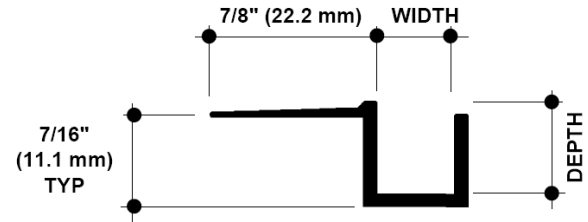
SAMPLE SPECIFICATION

specify as: SOFTFORMS® Model # SWR-XXXU-XXX

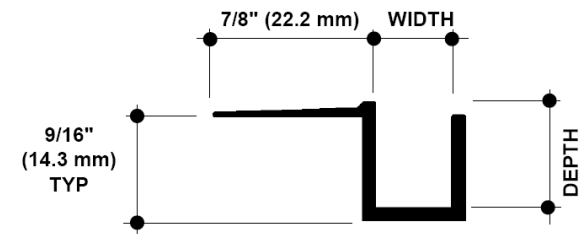
The extruded aluminum profile shall incorporate a continuous integral fin for surface contact to conventionally installed gypsum drywall. The fins shall be 7/8" wide and shall be tapered to the edge. The tapered fins shall be punched with holes staggered to accept standard screw fastening. A series of continuous grooves shall be extruded into the face of the fins to provide greater bonding surface. The extruded profiles shall be primed with corrosion-resistant primer compatible with materials normally in use in conjunction with commercial interiors, i.e.: joint compound, latex and enamel paints, and wall covering adhesives.

MATERIAL: Aluminum alloy.....6063 T5 or equal  
Finish.....Factory primed

Below is the complete listing of SOFTFORMS© extruded aluminum "F" reveal profiles for drywall construction. All SOFTFORMS© extrusions come with a opaque, greenish color etched corrosion resistant primer compatible with materials normally used in conjunction with drywall construction.

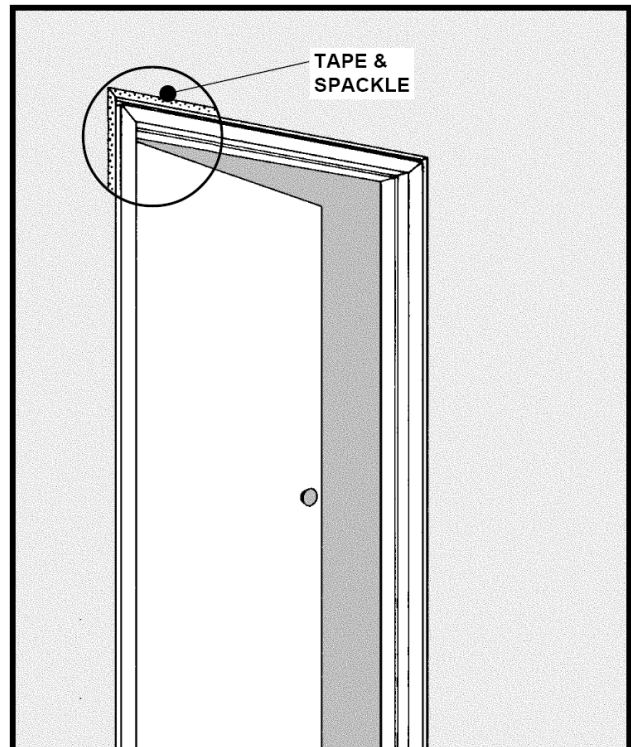


SWR-XXXU-050  
(for 1/2" GPDW)



SWR-XXXU-063  
(for 5/8" GPDW)

STR Model No.	Width	Depth
SWR-050U-050	1/2"	1/2"
SWR-063U-050	5/8"	1/2"
SWR-075U-050	3/4"	1/2"
SWR-100U-050	1"	1/2"
SWR-050U-063	1/2"	5/8"
SWR-063U-063	5/8"	5/8"
SWR-075U-063	3/4"	5/8"
SWR-100U-063	1"	5/8"



All details, methods and specifications are the exclusive property of Pittcon Softforms® LLC. All Softforms® profiles are 10' lengths ± 1/8".