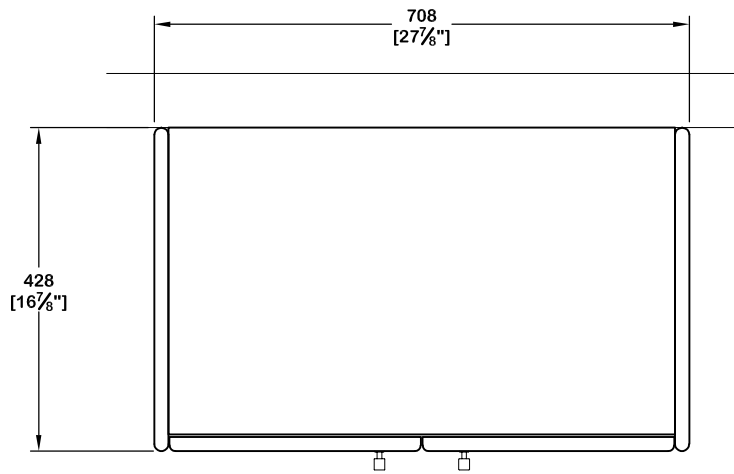
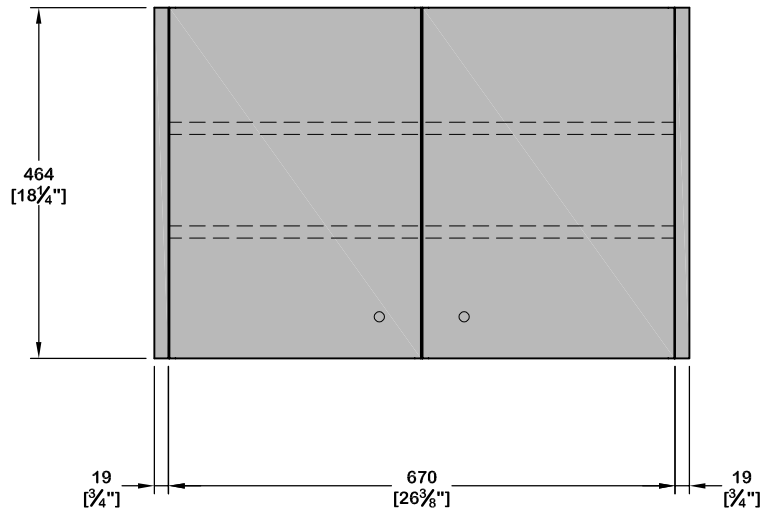
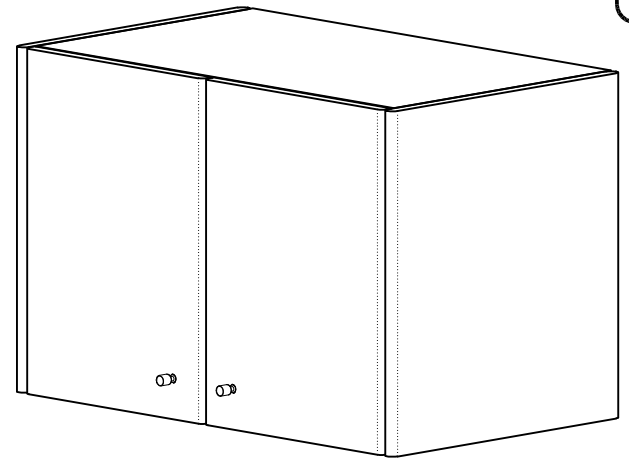


QTY

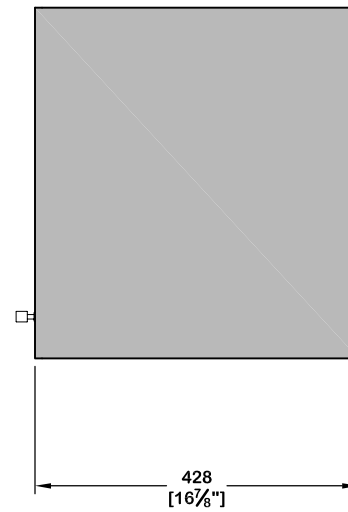


PLAN VIEW

● ACCENT COLOR
○ BASE COLOR



FRONT VIEW



END VIEW

SERIES: SIGNATURE MERIDIAN
 DEPTH: 19" 23"
 COUNTER: SOLID SURFACE LAMINATE STONE COLOR: _____
 BASE COLOR: _____ ACCENT COLOR: _____
 FINISHED BACK: YES NO COLOR: _____ MONOTONE



DRAWING DETAIL		DRAWING NAME	
STORAGE UPPER 2-DOOR		STU-2	
DRAWN BY	DATE	SCALE	VIEW
MLW	05-JUL-18	NTS	AS SHOWN
COPYRIGHT NOTICE			
© Copyright of Bow Wood Dental Systems Inc. All Rights Reserved. No part of this drawing may be reproduced or distributed in any form without prior written permission from Bow Wood Dental			