

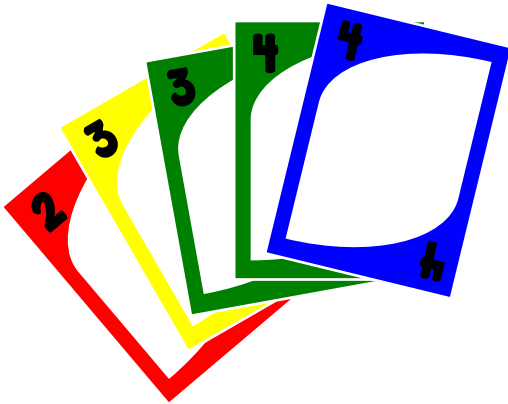
Name _____

Red Robins January Homework

Have your child sign their name and have a parent initial each completed activity. Please complete at least THREE activities each week. You do not need to turn in your written work. Please return this calendar on the last school day of the month. Enjoy!

Monday	Tuesday	Wednesday	Thursday	Friday
Make a list of your favorite things to do in winter. Share it with a family member.	Find 3 different shapes in your home. Discuss their similarities and differences.	Play sight word Uno with friends and or family. (Printable Attached)	Write your name 3 times. Listen to a story.	Draw a picture or write a sentence about something you did at school today. Discuss or read it with a family member.
Make a silly book with rhyming words.	Read or listen to a story. Discuss the main idea and details with a family member.	Draw a picture or write a sentence about the weather today. Discuss or read it with a family member.	Practice lowercase letters with Zoo Phonics flashcards	Read or listen to a nonfiction story. Tell a family member one new fact your learned.
Play sight word Uno with friends and or family. (Printable Attached)	Practice lowercase letters with Zoo Phonics flashcards	Practice counting 1-50 and write numbers 0-20 in order.	Read or listen to a story. Discuss the main character with a family member.	Draw a picture or write a sentence about something you did at school today. Discuss or read it with a family member.
Draw a picture or write a sentence about winter. Discuss or read it to a family member.	Write your name 3 times. Listen to a story.	Read or listen to a story. Discuss the setting with a family member.	Read or listen to a story. Discuss the roles of the author and illustrator with a family member.	Draw and label a detailed picture of your classroom. Share the details with a family member.

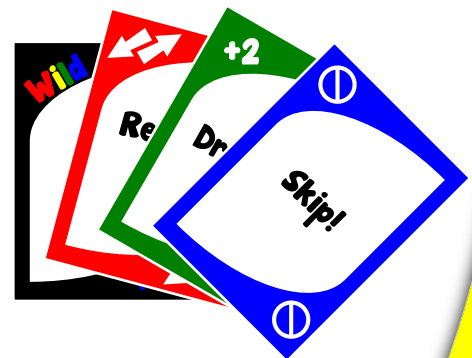
How To Play



Give each player 5 cards, and place the rest of the cards face down in a pile. Flip over the top card from the pile and have the first player match either the color or number of that card. When that player puts the card down, he/she must say the word that is on the card. The next player continues, matching either the color or the number.

Special Cards:

- **Draw Two:** The following player must draw two additional cards.
- **Reverse:** The order of play reverses.
- **Skip:** The next player's turn is skipped.
- **Wild:** The player chooses what color the next person has to play.



If a player is unable to match the color or the number, he/she has to draw a card from the pile on the table. When a player gets down to only one card, he/she must say "Uno!" while placing down his/her second to last card. If the player forgets to do this and someone else catches him/her, that player must draw an additional two cards. If no one is out of cards by the time all of the face-down cards on the table are picked up, the face-up cards must be reshuffled to continue to play.

2

go

2

2

in

2

2

we

2

3

the

3

3

two

3

3

you

3

4

make

4

4

play

4

4

said

4

2

is

2

2

it

2

3

and

3

3

big

3

3

can

3

4

away

4

4

blue

4

4

come

4

2

me

2

2

my

2

3

for

3

3

not

3

3

one

3

4

down

4

4

find

4

4

help

4

2

to

2

2

up

2

3

red

3

3

run

3

3

see

3

4

here

4

4

jump

4

4

look

4

wild

yellow

PI!M

wild

little

PI!M

wild

three

PI!M

wild

funny


PI!M

wild

where

PI!M

Reverse!



+2

Draw 2!

2+

Skip!



Reverse!

Draw 2!

Skip!

Reverse!

Draw 2!

Skip!

Reverse!

Draw 2!

Skip!