

AccurlUSA GUILLOTINE SHEARS MASTERCUT SERIES

The MasterCut Shear from AccurlUSA is top of the line, incorporating only the latest technology to offer you the highest level of functionality. A superior design, along with high yield steel, allows for our Master Series Guillotine shears to produce smooth, & precise cuts repeatedly. The Master Series provides high strength, productivity, and safety while simply lowering your production cost and improving your bottom line.



STANDARD FEATURES

- User friendly ELGO P40T Touch Screen CNC Control unit
- CNC Controlled Hydraulic Blade Gap Adjustment
- CNC Controlled Rake Angle Adjustment
- 39" CNC Controlled Servo Backgauge System (0.0039" accuracy)
- Tough wear resistant Top & Bottom 4 cutting edge blades
- Front Finger Protection Guard
- Rear Laser Safety Curtains
- Illuminated Shadow Line
- Front Support Squaring Arm
- Dual Positioned Pedal

WHY ACCURLUSA SHEARS?

Precise

Reliable

Economic

Differentiated advantages of
ACCURL

User Friendly

Efficient

3
YEAR
WARRANTY

ELGO TOUCH P40T CNC SYSTEM

ELGO TOUCH P40T - Cutting made SIMPLE..

With an easy to use Touch screen interface, the P40T enables perfect cutting in seconds with Automatic Blade Gap & Rake Angle Adjustment.



WWW.ACCURL.COM

 **ACCURL**[®]

STANDARD EQUIPMENT



ELGO P40T CNC Control System



Germany Bosch-Rexroth Hydraulic System



Front Supports & Squaring Arm 40"



Servo BackGauge with Linear Guides

ROBUST BACKGAUGE SYSTEM

- High Precision and Repeatability
- Fast Cutting
- Crash Resistant
- Easy & Secure usage
- Maintenance free
- Reliable movements
- Intelligent Control

Fast

Rigid

Accurate

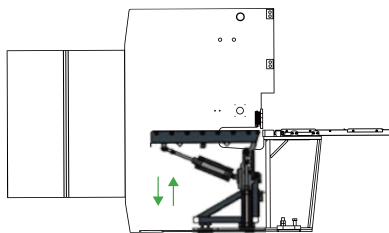
Accurl
USA

One of the most important factors for precise cutting & capacity is the design of the back gauge. The high speed ball screw back gauge system is supported with linear guides, which results in increased longevity and strength against any collision. Strength, rigidity, and accuracy combine to produce a solid Backgauge design with a 39" travel.

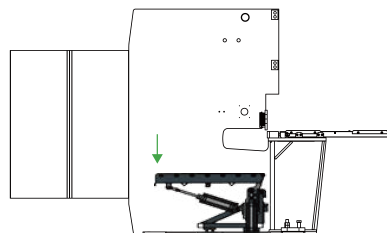
Quality cutting is simply made possible with the MasterCut Shear from AccurlUSA.

Pneumatic Sheet Support System

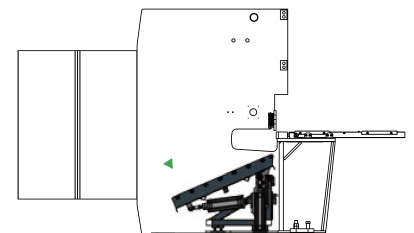
ACCURL IV



Step 1



Step 2



Step 3

SPECIFICATIONS

Type	Cut Thickness in	Cut length ft	Shear Angle Degree	SPM min-1	Back Gauge in	Throat Depth in	Main Motor hp	Net Weight lb	Outline Size (L×W×H) in
Master3206	.236"	10.5'	0.5°-1.5°	14	32"	3.94"	10	15,110	157"×71"×83"
Master4006	.236"	13'1"	0.5°-1.5°	12	32"	3.94"	10	19,200	188"×74"×86"
Master3208	.315"	10.5'	0.5°-1.5°	12	32"	3.94"	10	16,900	160"×74"×86"
Master4008	.315"	13'1"	0.5°-2.0°	11	32"	3.94"	15	21,450	188"×74"×90"
Master3210	.394"	10.5'	0.5°-2.0°	8	32"	4.8"	15	19,230	157"×70"×86"
Master4010	.394"	13'1"	0.5°-2.0°	8	32"	4.8"	15	24,850	188"×78"×88"
Master3213	.512"	10.5'	0.5°-2.0°	7	32"	4.8"	25	20,650	157"×74"×88"
Master4013	.512"	13'1"	0.5°-2.2°	6	32"	5.12"	25	29,210	188"×78"×98"
Master6013	.512"	20'	0.5°-2.4°	6	39.3"	5.9"	25	58,230	280"×95"×118"
Master3216	.630"	10.5'	0.5°-2.5°	6	32"	5.12"	30	59,200	165"×82"×98"
Master4016	.630"	13'1"	0.5°-2.5°	6	39.3"	5.12"	40	59,200	190"×84"×102"
Master6016	.630"	20'	0.5°-2.5°	6	39.3"	5.12"	40	73,400	280"×90"×118"
Master8016	.630"	13'1"	0.5°-2.5°	5	39.3"	5.12"	40	166,850	355"×129"×128"